



NT  
LABOUR  
ECONOMICS  
OFFICE

TGC Building, 80 Mitchell Street, Darwin NT 0800  
GPO Box 385, Darwin NT 0801 | Phone (08) 8936 5000  
www.deewr.gov.au | ABN 63 578 775 294



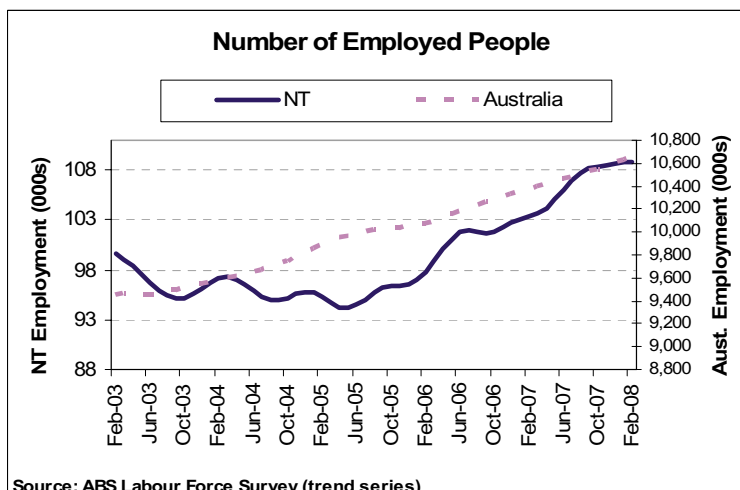
# NORTHERN TERRITORY LABOUR MARKET REVIEW

February 2008

According to the ABS Labour Force Survey trend series for February 2008, the Northern Territory (NT) unemployment rate decreased to 4.9 per cent. This is a decline of 0.1 percentage points from the previous month which had been revised from 5.2 to 5.0 per cent. The typically volatile Northern Territory rate has increased from a low of 2.8 per cent in 2006 and is currently above the national unemployment rate which decreased to 4.1 per cent. The size of the NT labour force grew strongly throughout 2007 and peaked at 114 600 in January this year. The NT participation rate increased throughout 2007, but has declined so far this year returning to 73.1 per cent in February. Despite this decline, the number of people employed remained stable with the record high reached in January and the labour force remains over 7000 people larger than 12 months ago.

It is important to note that the Northern Territory labour force figures are highly volatile. Any interpretation of short term fluctuations is problematic due to the high standard errors relative to the size of the estimates. Rather, longer term trends should be considered. Other independent economic indicators suggest a strong demand for labour and a market where skilled labour is in short supply.

Growth in the NT's gross state product (GSP) is forecast to outpace national gross domestic product (GDP) growth each year for the next 5 years (December Access Economics forecast). However, the growth is predicted to ease to 5.0 per cent for 2007/08, the lowest growth rate in four years (ANZ States and Territories Economic Update – March Quarter 2008). The February Sensis Business Index for small and medium enterprises shows high business confidence and employment expectations for the next 12 months. The Manpower Employment Outlook Survey (Q2/08) also supports a strong employment outlook for the NT. Advertised vacancies in the NT (ANZ Job Ad Series) have grown strongly throughout the last year and are now almost double 2003 levels.



### Employment Trends

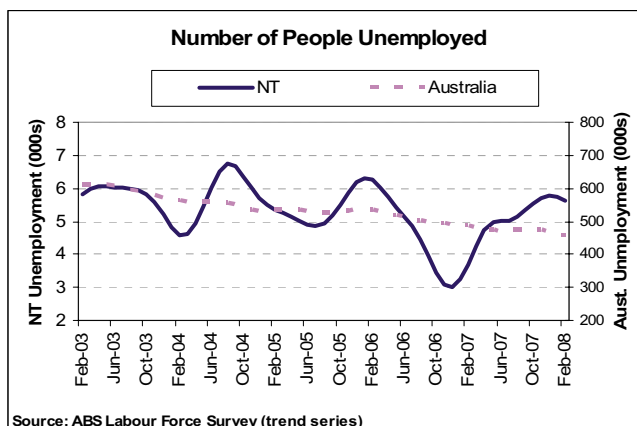
- In February there were 108 900 employed persons in the NT, an amount stable with last months record level and growth of 5.3% over the year.
- Male employment remained stable at 59 800, while female employment increased to 49 100 in February.
- National employment grew to 10 649 700 in February and has increased by 2.7% over the past twelve months.

**Note:** The results presented here are taken from the trend series data (not the seasonally adjusted or original data) and trend estimates for the previous 6 months are revised each month incorporating the current results.

**Disclaimer:** This report may contain material of a speculative nature and therefore should be used with some caution. The Commonwealth, its officers or agents disclaim any responsibility for any loss howsoever caused whether due to negligence or otherwise arising from the use of this report.

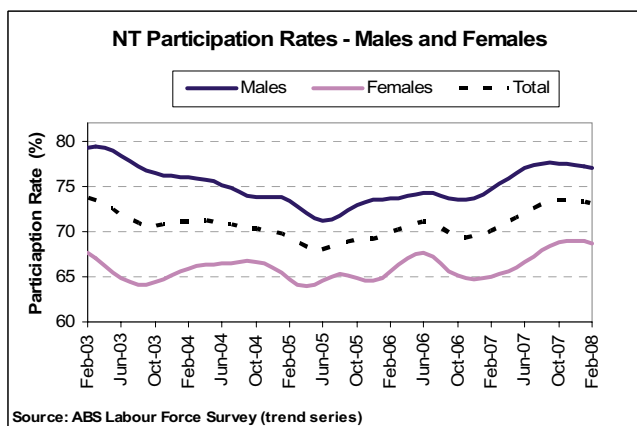
### Unemployment Trends

- There were approximately 5600 unemployed persons in the NT in February.
- Male unemployment remained stable at 3200 in February, while female unemployment declined to 2400.
- Nationally the number of unemployed people (at 456 000) decreased 1.4% over the month.
- Nationally the labour force has grown by 2.3% over the past year, while the number of people unemployed has dropped 6.4% over the same period.



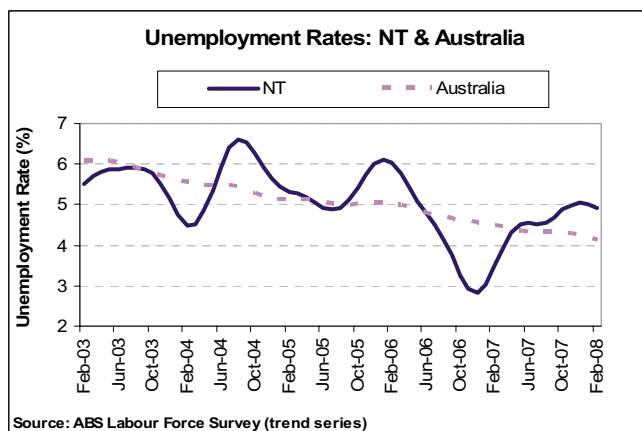
### Participation Rate Trends – NT and Australia

- The NT participation rate decreased to 73.1% in February.
- Over the past year, male and female participation rates have increased by 2.4 and 3.7 percentage points respectively.
- The national participation rate remained stable at 65.2% in February.



### Unemployment Rate Trends – NT and Australia

- The current trend unemployment rate for the NT is 4.9%, which is 1.5 percentage points higher than the same time last year.
- The male NT trend unemployment rate was estimated to be 5.1%, which is 1.3 percentage points higher than 12 months ago.
- The female rate was estimated to be 4.7%, which is 1.7 percent points higher than 12 months ago.
- Nationally the trend unemployment rate declined to 4.1% in February.



### Full Time Employment

- The number of people in full-time employment in the NT increased in February, returning to the peak level reached in 2007 and growing by 4.6% over the past 12 months, reaching 86 500.
- Full-time employment for males remained stable at 51 800 and full-time employment for females increased to 34 700.
- Nationally, full-time employment grew by 9 800 jobs for the month and by 2.6% over the past 12 months.
- Full-time employment in the NT, at 79.5% in February, accounts for a greater proportion of total employment than nationally (71.5%).

