



- **Employment increased to 236,500**
- **Unemployment rate remained stable at 4.3%**
- **Participation rate increased to 61.8%**

Note: All Labour Force estimates are from the Australian Bureau of Statistics' *Labour Force Survey* and are *Trend estimates* unless otherwise stated.

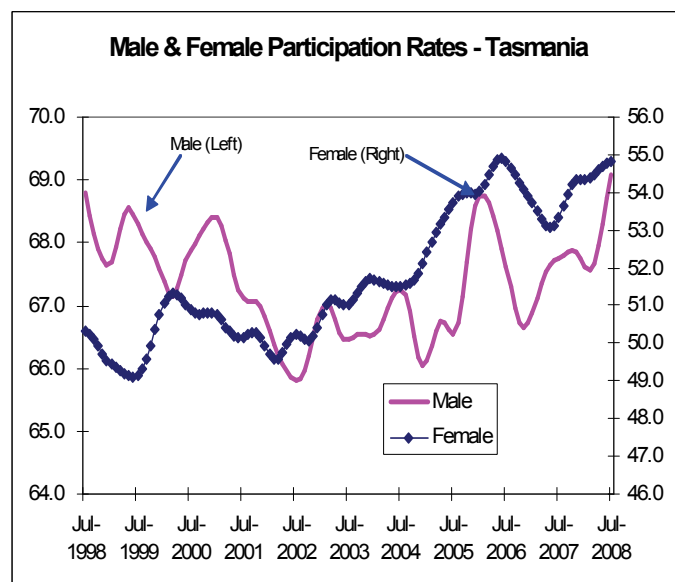
Employment

Total employment in Tasmania increased by 4.1% over the 12 months to July. However the rate of employment growth appears to be slowing over the last three months, and may reflect a dampening of the buoyant labour market conditions Tasmania has enjoyed in recent years. Total full-time employment increased by 5.1% over the year, while part-time employment grew by 2.1%. Male employment increased by 4.4% over the year, growth which consisted of a 4.5% rise in full-time employment and a 3.9% rise in part-time employment. Total female employment grew by 3.9% in the 12 months to July this year. This increase consisted of a 6.4% rise in full-time employment and a 1.4% rise in part-time employment.

Unemployment

The total number of unemployed Tasmanians was estimated to be 10,500 in July this year, 13.6% fewer than last July. Male unemployment fell by 28.1%, while female unemployment fell by 0.9%. The unemployment rate in

Tasmania stood at 4.3% in July, down from 5.1% last July. Tasmania's unemployment rate is once again in line with the national rate of 4.3%. In other States and Territories the unemployment rate was 4.7% in NSW, 4.6% in Vic, 3.8% in Qld, 4.8% in SA, and 3.3% in WA. It was 2.9% in the NT, and 2.7% in the ACT.



Labour Force & Participation Rates

Tasmania's participation rate was estimated to be 61.8% this month, up from 60.4% recorded last July. This is the highest participation rate recorded in Tasmania since the same figure was recorded in December 1990. Male participation increased from 67.8% to 69.1% over the year, while female participation increased from 53.3% to 54.8% over the same period. The number of Tasmanians in the labour force continued to hit record levels, at 247,000 in July. This is an increase of 3.2% over the year which was made up of 2.9% growth in the male labour force, and 3.6% growth in the female labour force.

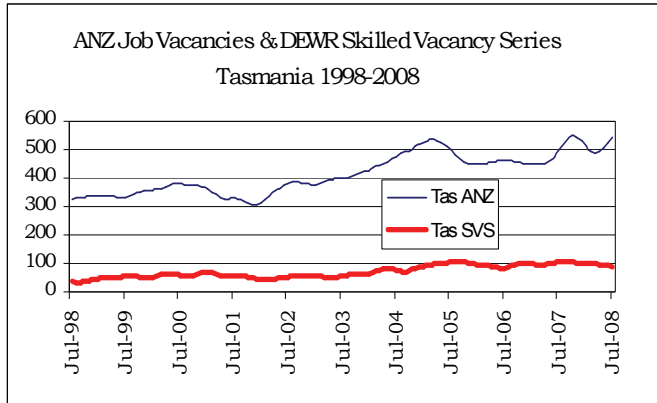
Labour Force Estimates - Tasmania (Trend data)

	Jul-2007	Jun-2008	Jul-2008
	000's	000's	000's
Employment			
Male	125.0	129.6	130.5
Female	102.1	105.9	106.0
Full-time	155.4	162.5	163.3
Part-time	71.7	73.0	73.2
Persons	227.1	235.5	236.5
Unemployment			
Male	6.2	4.6	4.6
Female	6.0	6.0	6.0
Persons	12.2	10.6	10.5
Labour Force			
Male	131.2	134.2	135.0
Female	108.1	111.8	112.0
Persons	239.3	246.0	247.0
Unemployment Rate %			
Male	4.7	3.4	3.4
Female	5.6	5.3	5.3
Persons	5.1	4.3	4.3
Full-time Teenage*	28.1	19.3	20.4
Participation Rate %			
Male	67.8	68.7	69.1
Female	53.3	54.8	54.8
Persons	60.4	61.6	61.8
*unadjusted data			

Job Vacancies

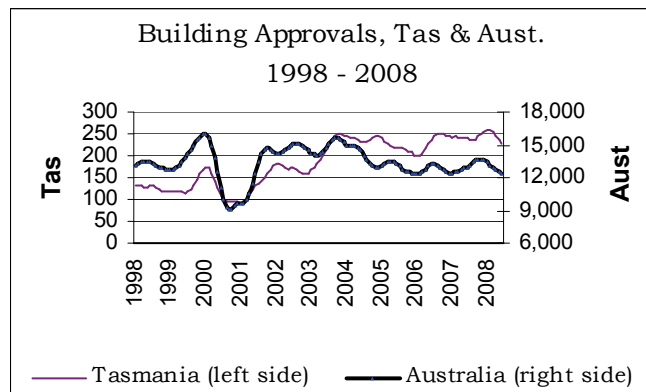
The **ANZ Bank Job Advertisement series** (*trend*) for Tasmania rose by 4.2% in July. The series was 9.8% above that recorded in July last year. Nationally, the series fell by 2.6% over the month, and by 19.1% over the year.

DEWR's Skilled Vacancy Survey Index (*trend*) for Tasmania decreased by 1.9% in July and by 14.3% over the year. Nationally, the series decreased by 0.5% over the month and was 6.0% lower than in July last year.



Other Indicators

Building approvals in Tasmania for June decreased by 4.2% and 5.4% lower than in June last year. Nationally, building approvals were down 0.9% for the month and were also lower than in June 2007 at 4.4%.



Retail quarterly turnover (chain volume measure) increased by 0.5% in Tasmania in the June quarter, and increased by 2.5% over the year. This compares to a national quarterly fall of 0.2% and an annual increase of 2.0%.

Newstart & Youth Allowees

Benefit recipients (Newstart & Youth Allowances)				
	<12 months	> 12 months	Total	% > 12 months
Jun-2007	4,321	7,792	12,113	64.3%
Jun-2008	3,849	6,195	10,044	61.7%
Number difference	-472	-1,597	-2,069	
% difference	-10.9%	-20.5%	-17.1%	

THE MANUFACTURING INDUSTRY IN TASMANIA

Introduction

The following article looks at data on Tasmania's manufacturing industry collected during the 2006 Census. Manufacturing has been one of the top two or three employing industries in Tasmania for many years, and is an important one due to its relationships with other important industries such as processing food production, supplying the construction industry, and processing material from the mining industry for example. Manufacturing covers quite a wide range of activities, and includes such sub-categories as food and beverage manufacture, textile clothing and footwear manufacture, wood and paper product manufacture, metal product manufacture, and machinery and equipment manufacture.

Demographic profile of manufacturing

At the 2006 Census there were 21,176 people employed in the manufacturing industry. Manufacturing employed 10.3 per cent of the Tasmanian workforce at the last Census. The industry is male dominated, with only 23.6 per cent of the workforce female. Employees in the manufacturing industry are slightly younger than the average for all industries, in that 63 per cent of manufacturing workers are under the age of 44, compared to 58.8 per cent for all industries. Employment in manufacturing in 2006 was 1.6 per cent lower than it was at the 1996 Census. Female representation in the industry has not changed significantly in the last 10 years, and was actually slightly lower in 2006, at 23.6 per cent, than it was in 1996 when it was 24.8 per cent.

Types of manufacturing in Tasmania

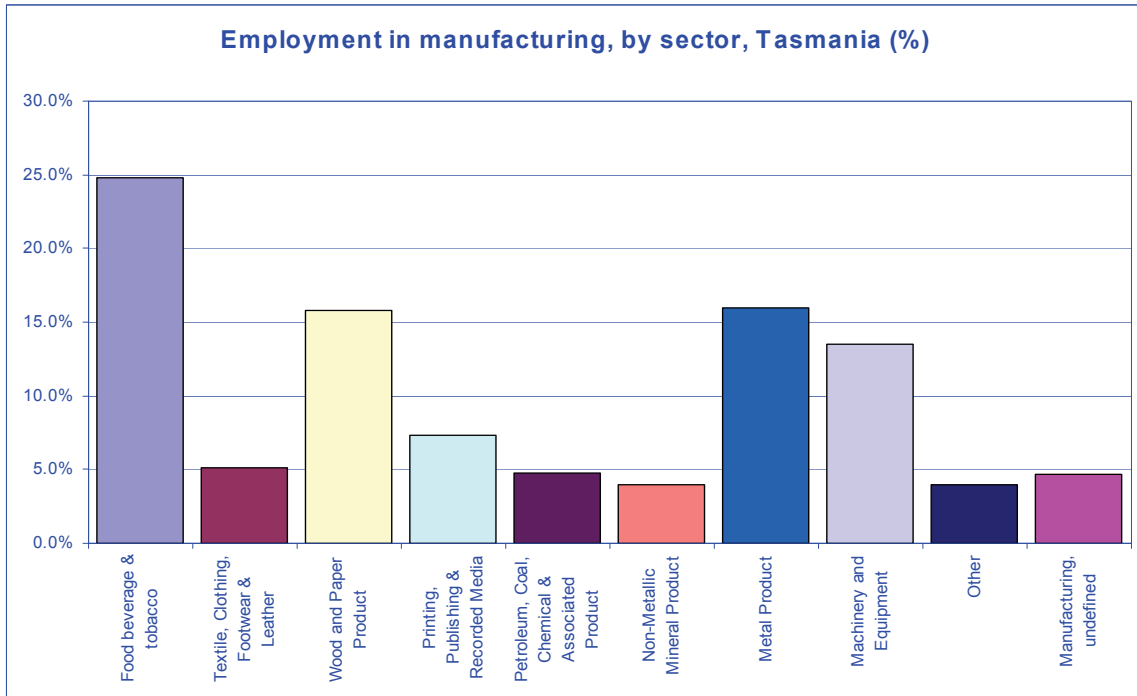
The following chart shows the different types of manufacturing in Tasmania, as a percentage of total employment, according to 2006 Census data. These figures can be further broken down. For example, within food and beverage manufacturing, the largest numbers of people are concentrated in fruit and vegetable processing (1,152), confectionary manufacture (833) and meat processing (604). Footwear manufacture employed the largest number of people in the textile, clothing and footwear sector at 300, but this is likely to have declined significantly since the Census due to the downsizing of Blundstone's Tasmanian operations in 2007.

Of people employed in the wood and paper product manufacturing sector, there were 842 working in pulp, paper and paperboard manufacture, with other significant numbers in wood chipping (625) and log sawmilling (381). The vast majority of people employed in the printing, publishing and recorded media sector were employed in commercial printing (568) or newspaper printing (740).

The largest employing areas of the metal product manufacturing sector were basic iron and steel product making at 743 people, aluminium smelting at 583, and copper, silver, lead and zinc smelting and refining at 536.

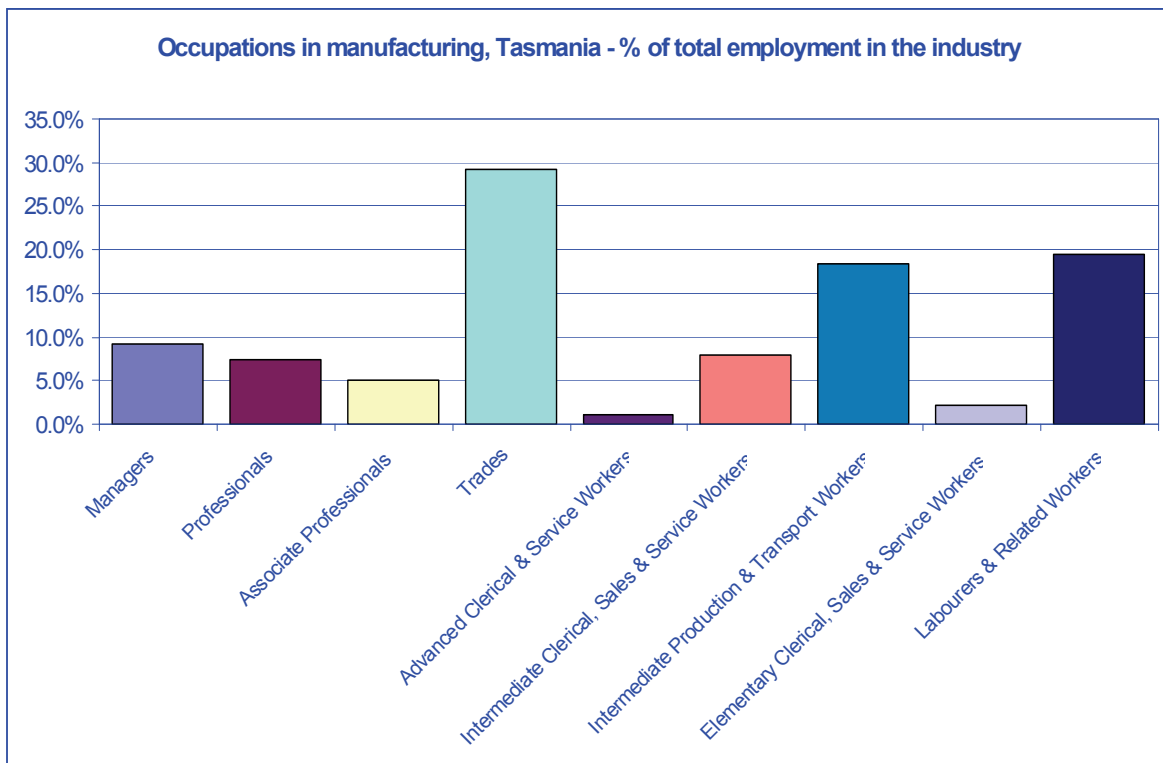
Finally, the next largest employing sector after metal product manufacture, was machinery and equipment manufacture. The biggest employing industry sub-sectors there, were mining and construction machinery manufacture at 672 peo-

ple, shipbuilding at 468, and boatbuilding at 306. According to the ABS industry classification, boats are less than 50 tonnes, while ships are more than 50 tonnes.



Occupations in manufacturing

The following chart shows the proportions of occupational groups, as a percentage of total employment in manufacturing.



Clearly, the industry is a major employer of skilled tradespeople, with almost 30 per cent of employment in manufacturing classified in the trades. Analysis of more detailed data reveals that the most numerous trades in manufacturing were metal fabricators/welders at 981, and fitters at 802. There are also significant numbers of confectioners, carpenter/joiners, and electricians. In the next largest group called intermediate production and transport workers, the largest occupations were engineering production workers, fork lift drivers, wood processing machine operators, paper mill operators, and storepersons. Finally, in the lowest skilled group, the occupations with the most people in them were sawmill labourers, food and drink processing machine attendants, hand packers, and engineering process workers.

Distribution of manufacturing industry in Tasmania

In general, employment in the manufacturing industry is more heavily concentrated in north-west Tasmania, than other parts of the State. The north-west has around 22 per cent of the State's population, but 30 per cent of the State's share of manufacturing employment, at 6,548 employees. Northern Tasmania has around 28 per cent of the State's total population, and about 30 per cent of the manufacturing workforce, at 6,494 people. Greater Hobart-Southern has around 50 per cent of the State's population, but only around 40 per cent of the manufacturing workforce, at 8,655 people.

ECONOMIC DEVELOPMENTS IN JULY 2008

- July 5th Tasmania's wool production is set to plummet by 14 per cent this financial year - the biggest fall across Australia's wool-producing regions. The ongoing drought in Tasmania's Midlands is behind the drop. Australian Wool Innovation Ltd said the dry conditions had seen an increase in the number of sheep sent to slaughter or sent offshore. Australia now has fewer sheep than it had 12 months ago. *(The Mercury)*
- July 7th Non-residential approvals in May 2008 in Tasmania totalled \$65 million, the second-highest monthly approval figure for 13 years according to Master Builders Association executive director Chris Atkins. *(The Mercury)*
- July 8th Tasmania currently has around 43,000 students enrolled in vocational education. The strongest growth was recorded in health, education and building and architecture courses. Much of the growth in Tasmanian enrolments was in older age groups - particularly those aged 45 to 64. Premier and Education Minister David Bartlett said he was pleased with the growth and where it had occurred. "Skills are essential to sustaining productivity and economic growth. This trend is especially welcome at this time when skilled people, undoubtedly our greatest resource, are in demand by industry," he said. *(The Mercury)*
- July 8th The future of a \$200 million development planned for Launceston's airport precinct is in serious doubt after it was confirmed yesterday that developer Novak International has gone into receivership. *(The*

Examiner)

- July 10th Home loan approvals fell 19.4 per cent for May in Tasmania. Nationally they fell 7.9 per cent, with drops in every state and territory. The Housing Industry Association said the interest rate hikes had hurt Tasmania the most. (*The Mercury*)
- July 11th Gunns has closed the Auspine mill at Tonganah near Scottsdale in Tasmania's north-east, with the loss of 129 jobs. (*The Mercury*)
- July 13th Hobart house prices fell 2.24 per cent and units 2 per cent last month. However, in the 12 months to June, Hobart house prices grew 11.96 per cent and unit prices rose 11.61 per cent. (*Sunday Tasmanian*)
- July 18th The State Government is considering a proposal to pipe a massive 350 gigalitres of fresh water a year to Melbourne or South Australia under Bass Strait in a deal that would net the state at least \$300 million a year. A preliminary Memorandum of Understanding has been presented to the Government by a Melbourne-based water consortium. The consortium wants to construct the \$2 billion, 350km steel pipeline linking Burnie in Tasmania's north-west to Victoria and buy the water from the Tasmanian Government for resale. (*The Mercury*)
- July 23rd Work is well under way on a seven-shop Sorell Village development at Sorell located south-east of Hobart. Other commercial developments at Sorell include a planned Coles supermarket and an upgrade of the existing Woolworths store. (*The Mercury*)
- July 25th Cracknell Tomatoes have built a giant \$1 million glass house at Granton in the Derwent Valley, north of Hobart. Tomato grower Nick Cracknell says that they can now produce tomatoes for at least 40 weeks of the year compared with only 18 weeks before. Previously only able to offer seasonal work to Derwent Valley residents Mr Cracknell envisages at least six to seven full-time employees once the glasshouse is in full swing. (*Tasmanian Country*)
- July 25th Renison Bell Mine owners Metals X (previously known as Bluestone Tin) has officially opened an \$8 million, 100-person motel-type facility it built for workers at Zeehan in Tasmania's west. The Renison Mine was shut in late 2005 due to plunging tin prices with the loss of around 200 jobs. The mine has now been recommissioned and full operation is imminent according to Metals X Managing Director Peter Cook. The company has been mining at Renison since May this year and at Mt Bischoff since March with current staff numbers close to 180 – plus another 60 contractors. (*The Advocate*)
- July 26th Work is under way in what used to be part of the Harris Scarfe store in Hobart to convert the lower ground level (next to JB Hi Fi) into an 850 sq meter store for The Reject Shop. The "seconds" shop specialising in a variety of cheaper goods is expected to open in October 2008. The building owner and developer is Silverleaf Investments Pty Ltd. (*The Mercury*)

July 27th A Japanese tourism company has taken ownership of a custom built ferry made by Hobart-based boat builder Toby Richardson of Richardson Devine Marine. The \$5 million ferry is 32 metres long and can carry nearly 250 passenger. The "Premium Dream" is destined for the Ishigaki islands in southern Japan. (www.radioaustralia.net.au)

The Parliamentary Secretary to the Premier, Lisa Singh says that "The expanding (ship-building) industry means Tasmania's economy is developing and results in extra jobs for our local community. In the last 12 months, during the Premium Dream's construction period, Richardson Devine Marine increased their workforce three-fold." (www.media.tas.gov.au)

July 31st Community opposition has resulted in the Tasmanian timber company Gunns withdrawing from plans to build a rotary veneer mill at Western Junction near the Launceston Airport in northern Tasmania. Gunns will instead look at establishing the rotary veneer mill at another site - possibly Burnie on Tasmania's north west coast, Bell Bay in the north or Mount Gambier in South Australia. (*The Advocate*)