



- **Employment increased to 230,000**
- **Unemployment rate remained static at 5.4%**
- **Participation rate increased marginally to 61.2%**

**Note:** All Labour Force estimates are from the Australian Bureau of Statistics' *Labour Force Survey* and are *Trend estimates* unless otherwise stated.

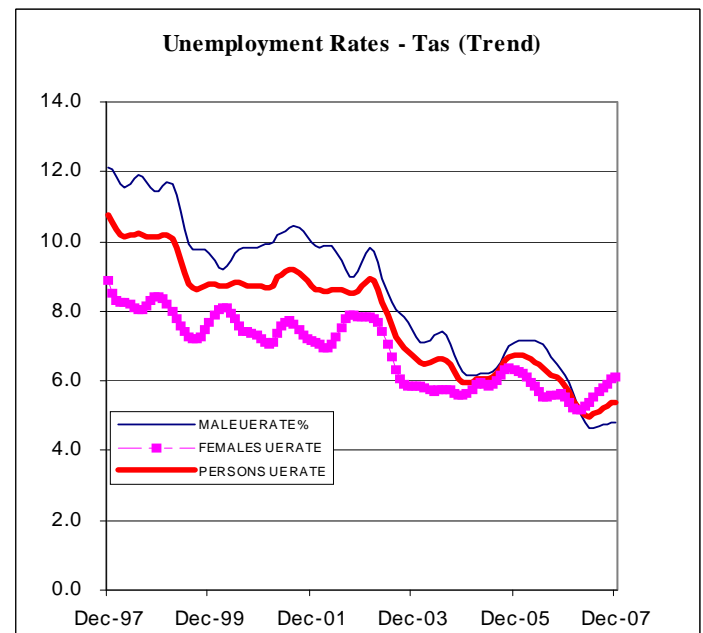
### Employment

Total employment in Tasmania rose slightly in December, and was 2.9% higher than in December last year. Full-time employment grew by 2.4% over the year, while part-time employment increased by 4.0% over the same period. Most of the increases appear to have been in male employment, which increased by 3.9% over the year. This increase was made up of a 4.5% increase in male full-time employment and a 0.6% increase in part-time employment. Total female employment increased by 1.7% over the year, with a 5.3% increase in part-time employment and a 1.7% decline in female full-time employment. Total employment has now increased for 13 consecutive months in Tasmania.

### Unemployment

The total number of unemployed Tasmanians remained static over the month of December to stand at 13,100, but was still 5.5% lower than it was in December last year. The number of

unemployed Tasmanian males fell by 19.7% over the year. However there was an increase in female unemployment of 13.1% over the whole year. The total unemployment rate in December was 5.4% in comparison to 5.9% in the same month last year. The national unemployment rate is currently 4.4%. In other States, the rate was 4.7% in NSW, 4.6% in Vic, 3.7% in Qld, 5.0% in SA and 3.3% in WA.



### Labour Force & Participation Rates

There were an estimated 243,100 people in the Tasmania labour force in December, an increase of 2.4% for the same period last year. This increase was made up of 2.4% males and 2.3% females entering or re-entering the labour force. The participation rate in Tasmania was 61.2% in December, up from 60.2% last year. The current national participation rate remains at 65.2%.

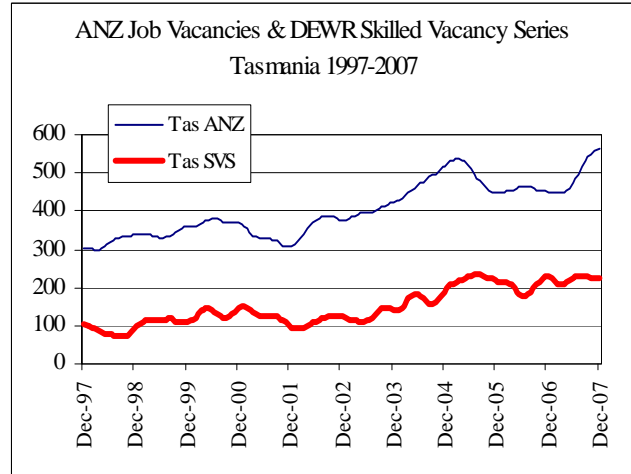
## Labour Force Estimates - Tasmania (Trend data)

	Dec-2006	Nov-2007	Dec-2007
	000's	000's	000's
Employment			
Male	120.8	125.5	125.5
Female	102.8	104.1	104.5
Full-time	154.2	157.5	157.9
Part-time	69.3	72.0	72.1
Persons	223.6	229.5	230.0
Unemployment			
Male	7.9	6.3	6.3
Female	6.0	6.7	6.8
Persons	13.9	13.1	13.1
Labour Force			
Male	128.7	131.8	131.8
Female	108.8	110.8	111.3
Persons	237.5	242.6	243.1
Unemployment Rate %			
Male	6.1	4.8	4.8
Female	5.5	6.1	6.1
Persons	5.9	5.4	5.4
Full-time Teenage*	27.1	29.9	30.6
Participation Rate %			
Male	66.8	67.9	67.9
Female	53.9	54.5	54.8
Persons	60.2	61.1	61.2
*unadjusted data			

### Job Vacancies

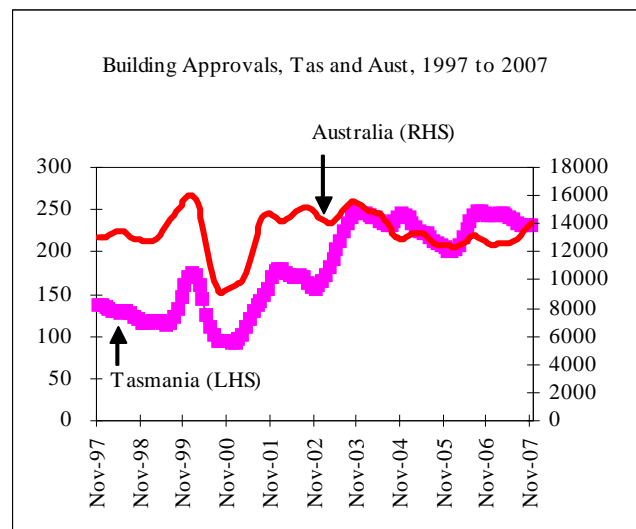
The **ANZ Bank Job Advertisement series (trend)** for Tasmania grew by 1.4% in December, the 9th successive monthly rise. The series is now 25.1% higher than it was in December last year. Nationally, the series increased by 1.0% over the month, and was 3.9% higher than in December 2006.

**DEWR's Skilled Vacancy Survey Index (trend)** for Tasmania decreased by 0.5% in December and was 2.3% lower than in December last year. Nationally, the series increased by 1.9% over the month and was 0.6% lower



### Other Indicators

**Building Approvals** in Tasmania remained stable in November but were 4.5% lower than they were in November last year. Nationally, building approvals increased by 2.0% over the month, and were 11.2% higher than in November 2006.



### Newstart & Youth Allowees

Benefit recipients (Newstart & Youth Allowances)				
	<12 months	> 12 months	Total	% > 12 months
Nov-2006	4,529	8,549	13,078	65.4%
Nov-2007	3,883	6,989	10,872	64.3%
Number difference	-646	-1,560	-2,206	
% difference	-14.3%	-18.2%	-16.9%	

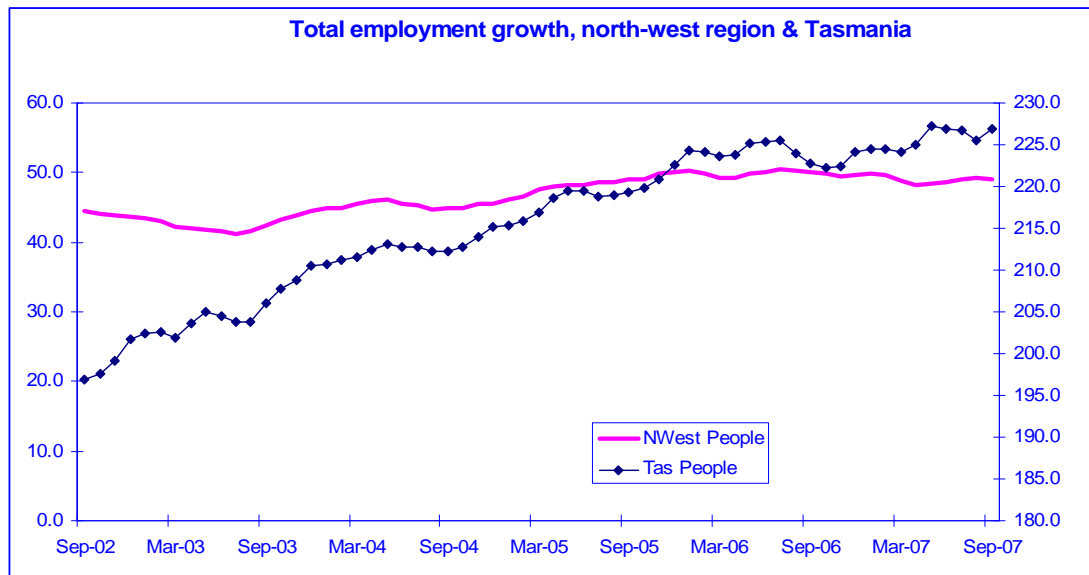
## REGIONAL PROFILE - NORTH-WESTERN TASMANIA

### Introduction

The following article is the final of three that have looked at the changes to the main labour force indicators in each of Tasmania's regions. The data is drawn primarily from the Australian Bureau of Statistics' monthly labour force survey, and three month averages have been used in an attempt to smooth the volatility of the data. The main point of the article will be to compare the performance of the labour market in the north-west of the State to that of Tasmania as a whole. The period of time examined will be September 2002 to September 2007, so that the data in all three articles on Tasmania's regions can be compared.

### Employment

The following graph shows employment growth in Tasmania compared to that for the north-west region.



Total employment in the north-west region grew by 10.4 per cent between September 2002 and September 2007. Over the same period employment for the whole of Tasmania increased by 15.3 per cent. In the north-west, male employment increased by 7.1 per cent, less than half of the growth in male employment for the whole State, which grew by 14.3 per cent. Female employment in the north-west increased by 15.1 per cent, much closer to the State average female employment growth of 16.5 per cent. Reflecting this disparity, total full-time employment in the north-west, which is dominated by males, grew by 6.7 per cent. Part-time employment in the north-west, which is dominated by females, grew by 19.7 per cent. This compares to full-time employment growth for Tasmania of 14.2 per cent, and part-time employment growth for the State of 17.8 per cent.

In September 2002, around 22.6 per cent of employed people lived in the north-west region. By September 2007 this had fallen to 21.6 per cent.

### **Unemployment**

Between September 2002 and September 2007 the number of unemployed people on the north-west fell by approximately 1,900 people, a drop of 35.2 per cent. This is slightly below the State average movement for the same period, which was a decline of 36.5 per cent. The number of unemployed males in the north-west fell by 52 per cent over this period, while the number of unemployed females fell by a more modest 9.4 per cent. This compares with a State average fall of 44.4 per cent for males and of 25.0 per cent for females.

The total unemployment rate for the north-west fell from 10.8 per cent in September 2002, to 6.7 per cent in September 2007. The Tasmanian unemployment rate fell from 9.0 per cent to 5.2 per cent over the same period. In September 2002, 27.6 per cent of the State's unemployed people were living in the north-west region. By September 2007, this percentage had risen to 28.2 per cent.

### **Labour Force and Participation Rates**

The size of the labour force in the north-west increased by around 2,700 people over the last five years, or 5.5 per cent. This is well below the rate of increase for the whole State which was 10.6 per cent. The vast majority of the increases in the labour force in the north-west has been among females. The female labour force increased by 12.6 per cent in the region, compared to an increase for males of only 0.5 per cent. Over the same period the labour force for the whole State increased by 8.6 per cent for males, and by 13.1 per cent for females.

In September 2002, approximately 23.0 per cent of the State's labour force lived in the north-west region, but by 2007, this had fallen to 22.0 per cent.

The participation rate in the north-west region in September 2002 was 59.4 per cent, and by September 2007 it had risen only marginally to 59.5 per cent. Over the same period, the participation rate for the whole State increased from 57.6 per cent to 60.3 per cent. Male participation in the north-west has fallen over the last five years, from 70.7 per cent in 2002 to 67.3 per cent in September 2007, while female participation increased from 48.4 per cent to 51.9 per cent over the same period.

For the whole State, participation rates improved for both males and females, as the male rate improved from 65.6 per cent to 67.4 per cent, while the female rate increased from 50.0 per cent to 53.6 per cent.

**This report contains material of a speculative nature and therefore should be used with caution. The Commonwealth, its officers, employees or agents disclaim any responsibility for any loss howsoever caused whether due to negligence or otherwise arising from the use of this report**

## **Economic Developments in December 2007**

- 13<sup>th</sup> Dec Premier Paul Lennon announced that the Tasmanian Government had reached an agreement to sell Hobart International Airport for \$350.5 million.
- Mr Lennon said the sale – to a consortium whose partners are Macquarie Capital Group Limited, Macquarie Global Infrastructure Fund III and Tasmania’s own Retirement Benefits Fund – demonstrated strong confidence in the State’s economy and the prospects for continued growth. *(The Department of Economic Development news site - [www.tas.gov.au](http://www.tas.gov.au))*
- 16<sup>th</sup> Dec Forestry Tasmania has developed a new tourist attraction in Northern Tasmania. The Hollybank Treetop adventure, a 730 metre, tree top tour and flying fox, just north of Launceston was built at a cost of \$850,000 and was officially launched yesterday. Forestry Tasmania's managing director, Bob Gordon says he expects the project to attract up to 30,000 tourists each year. *(ABC news item - [www.abc.net.au](http://www.abc.net.au))*
- 19<sup>th</sup> Dec The Riverside offices of the West Tamar Council will undergo a \$1 million makeover next year to facilitate staff expansions and the continuation of community meeting facilities. *(The Examiner)*
- 19<sup>th</sup> Dec The Beaconsfield Gold Mine became fully operational this week with the resumption of mining in its western zone. The operators are expecting to bring 250,000 tonnes of ore to the surface this year for processing into an estimated 100,000 ounces of gold worth around \$93 million. On today's prices it has produced more than \$2 billion worth of gold since mining began. It has a workforce of 160 and a similar number working in associated industries, which makes it one of the bigger employers in the area and a substantial contributor to the State's financial wellbeing. *(The Examiner)*
- 23<sup>rd</sup> Dec Four new exploration licence applications will be granted in various parts of Tasmania. Deputy Premier, Steven Kons, stated that the four applications have combined expenditure commitments of \$370,000 for the first two years of tenure. “The applications continue to demonstrate the current high level of interest in the potential of Tasmania’s mineral endowment,” Mr Kons said. *(The Department of Economic Development news site - [www.tas.gov.au](http://www.tas.gov.au))*
- 28<sup>th</sup> Dec The new head of Tasmania’s Health Department, David Roberts, will take up his position in early January 2008. The State Department of Health and Human Services is Tasmania’s largest employer, with 11,000 staff. *(The Examiner)*