



- **Employment increased to 239,500**
- **Unemployment rate fell to 4.1%**
- **Participation rate increased to 62.4%**

**Note:** All Labour Force estimates are from the Australian Bureau of Statistics' *Labour Force Survey* and are *Trend estimates* unless otherwise stated.

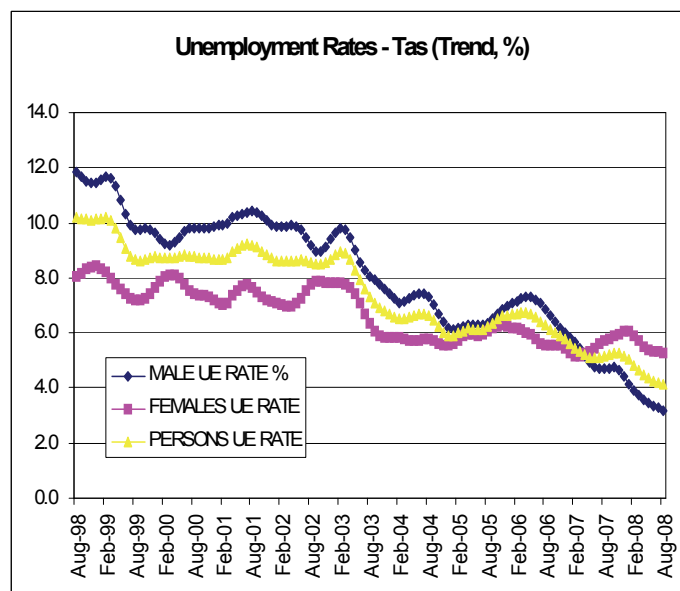
### Employment

Total employment in Tasmania continued to grow in August and is now 5.2% higher than in August last year. Total full-time employment grew by 6.5% over the year, while part-time employment increased by 2.5% over the same period. The bulk of the employment growth appears to have been amongst males, as total male employment increased by 8,400, or 6.7%. This increase consisted of a 6.4% rise in full-time employment and an 8.3% rise in part-time employment. Total female employment grew by a more modest 3.5% over the year. The rise in female employment was almost entirely in full-time work, which grew by 6.9%. Female part-time employment grew more slowly over the year at 0.2%.

### Unemployment

The total number of unemployed people in Tasmania, was estimated to be 10,300 in August, 2,100 or 17.0% lower than it was in August last year. This, again, is the lowest level recorded since the current series began in 1978. Most of the falls over the

last year were in male unemployment which declined by 29.0%, while female unemployment fell by 4.8%. The Tasmanian unemployment rate in August was 4.1%, down from 5.1% in August last year. This is slightly below the national unemployment rate of 4.2%. In other States and territories, the



unemployment rate was 4.9% in NSW, 4.5% in Vic, 3.6% in Qld, 4.6% in SA, 3.1% in WA, 2.6% in the NT, and 2.8% in the ACT.

### Labour Force & Participation Rates

Tasmania's participation rate was recorded at 62.4% in August, up from 60.5% in August last year. This is the highest participation rate recorded in Tasmania since the current statistical series began in 1978, but is still below the current national participation rate of 65.2%. The total number of people in the Tasmanian labour force reached 249,900 in August, which was an increase of 4.1% 12 months ago.

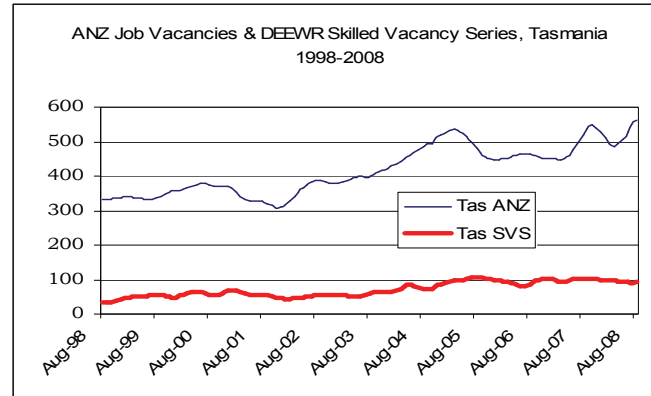
## Labour Force Estimates - Tasmania (Trend data)

	Aug-2007	Jul-2008	Aug-2008
	000's	000's	000's
<b>Employment</b>			
Male	125.1	132.0	133.5
Female	102.5	106.0	106.1
Full-time	155.8	164.7	165.9
Part-time	71.9	73.3	73.6
Persons	227.6	238.0	239.5
<b>Unemployment</b>			
Male	6.2	4.5	4.4
Female	6.2	5.9	5.9
Persons	12.4	10.4	10.3
<b>Labour Force</b>			
Male	131.3	136.5	137.9
Female	108.7	111.9	112.0
Persons	240.0	248.4	249.9
<b>Unemployment Rate %</b>			
Male	4.7	3.3	3.2
Female	5.7	5.3	5.3
Persons	5.1	4.2	4.1
<b>Full-time Teenage*</b>	17.2	20.4	14.3
<b>Participation Rate %</b>			
Male	67.7	69.8	70.5
Female	53.6	54.8	54.8
Persons	60.5	62.1	62.4
*unadjusted data			

### Job Vacancies

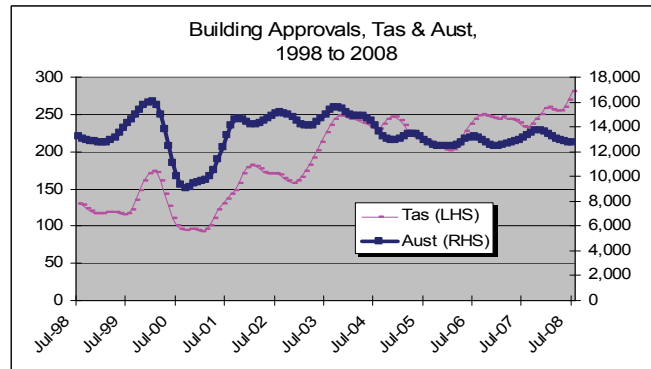
The **ANZ Bank Job Advertisement series** (trend) for Tasmania increased by 2.7% in August. The series was 8.5% above that recorded in August last year. Nationally, the series fell by 3.6% over the month, and by 23.8% over the year.

**DEWR's Skilled Vacancy Survey Index** (trend) for Tasmania increased by 0.4% over the month of August but fell by 11.8% over the year. Nationally, the series decreased by 1.7% over the month and by 11.4% over the year.



### Other Indicators

**Building approvals** in Tasmania increased by 4.1% in July and were 19.7% higher than the same time last year. Nationally, building approvals were down 0.6% for the month and by 3.1% over the year.



**Average Weekly (Total) Earnings** for adults working full-time in Tasmania were \$1,058 for the quarter ending May 2008. This was 11.8% less than the national average of \$1,183.10 for the same period.

The **Consumer Price Index** for Hobart in June increased by 1.0% over the quarter, and by 3.5% over the year. Nationally, the CPI increased by 1.5% over the June quarter and by 4.5% over the year.

### Newstart & Youth Allowees

Benefit recipients (Newstart & Youth Allowances)				
	<12 months	> 12 months	Total	% > 12 months
Jul-2007	4,305	7,755	12,060	64.3%
Jul-2008	3,972	6,135	10,107	60.7%
Number difference	-333	-1,620	-1,953	
% difference	-7.7%	-20.9%	-16.2%	

## THE RETAIL INDUSTRY IN TASMANIA

### Introduction

The following article looks at data on Tasmania's retail industry collected during the 2006 Census. Retail has traditionally been the industry employing the largest number of people in Tasmania. The retail industry is significant in a number of ways including the high proportion of young people employed, the relatively high proportion of women employed, and its significance as an outlet for a number of other Tasmanian industries such as manufacturing and agriculture, for example.

### Demographic profile of the retail industry

At the 2006 Census, almost 15 per cent of Tasmanian workers were employed in the retail industry, or a total of 30,413 people. Of the total 55.2 per cent were female. The following graph shows employment in the retail industry by age and sex.



It is clear from this graph that there are high concentrations of young people in the retail industry. Approximately 36 per cent of all retail employees were between the ages of 15 to 24 when the Census was taken, whereas only 15.9 per cent of the total population over the age of 15, where in the 15 to 24 year old age group. Another notable feature of the above graph is that the single most numerous group in the retail industry is females between 15 and 19 years of age. Female part-time employment is generally more prevalent in the retail industry than the wider labour force. At the 2006 Census, 65.7 per cent of women worked part-time, or less than 35 hours per week. As at July 2008, approximately 48.9 per cent of total employed women, were working part-time.

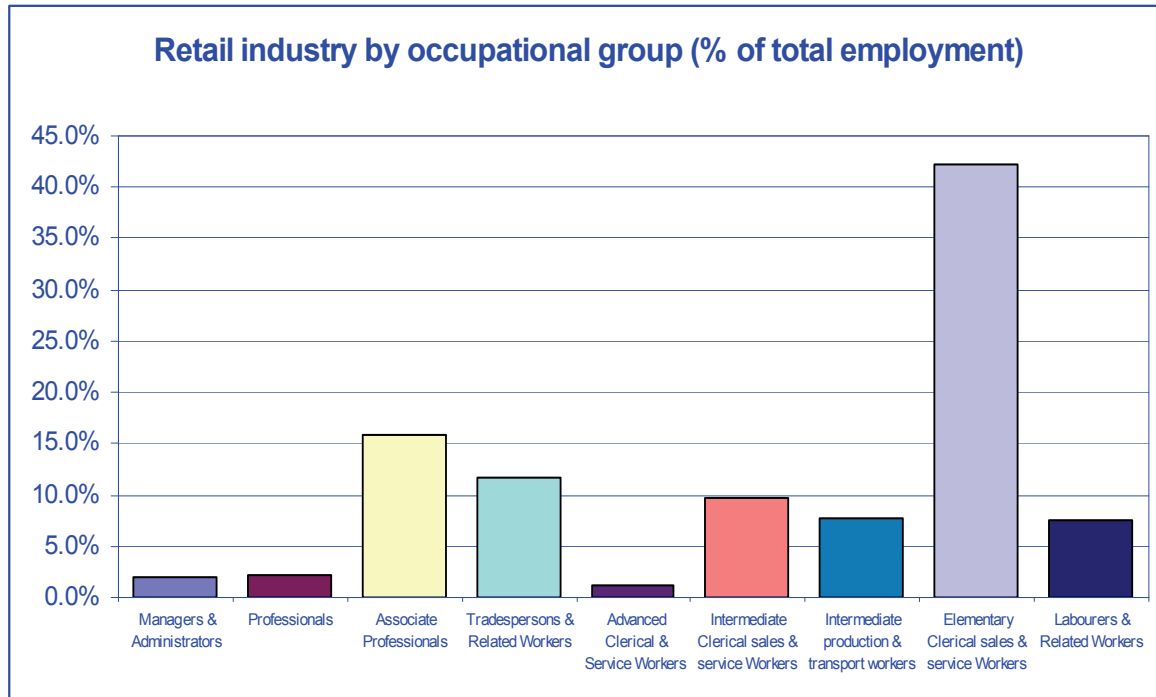
### Types of retail in Tasmania

There are of course different aspects to the retail industry, but the highest concentrations of retail workers are employed in specialist food retailing at 19.6 per cent, supermarket and grocery stores at 17.8 per cent, other personal and household goods at 12.3 per cent and furniture, houseware and appliance retailing at 11.3 per cent. Specialist food retailing includes the retailing of fresh meat, fish, poultry,

fruit and vegetables, liquor retailing, bread and cake retailing, and takeaway food retailing. Other personal and household goods retailing includes pharmaceutical, cosmetic and toiletry retailing, garden equipment retailing, and antique and used goods retailing.

### Occupations in retail

The following chart shows the proportions of occupational groups, as a percentage of total employment in retail.



Clearly the largest proportion of workers fell under the elementary clerical, sales and service workers category, which given the age profile described above is perhaps not surprising. Within these occupations groupings there were some notable characteristics. For example, in the managers and administrators category, almost 50 per cent of people were either general managers or sales and marketing managers. The largest group within the professionals category was retail pharmacists at 44.3 per cent, while within associate professionals shop managers were by far the largest occupation at just over 79 per cent. In the trades occupations automotive trades were the most numerous at 47.5 per cent, followed by food trades at 25 per cent. The next classification is advanced clerical and service workers, and in this group over 75 per cent of workers were either bookkeepers or secretaries. In the next category, intermediate clerical, sales and service workers, there is a more even spread of occupations. The largest were retail supervisors at 14.1 per cent, general clerks at 13.1 per cent, motor vehicle and caravan sales people at 8.6 per cent, inquiry clerks at 7.9 per cent, and accounts clerks at 7.8 per cent.

The intermediate clerical sales and service workers group was dominated by storepersons who made up 68.6 per cent of the group, and delivery drivers at 8.9 per cent. Similarly, the elementary sales and service workers group was also dominated by two occupations in sales assistants of various types at 81.5 per cent, and checkout operators at 11.1 per cent. And in the final group of labourers and related workers, kitchenhands at 25.9 per cent, fast food cooks at 25.3 per cent, and vehicle cleaners at 8.7 per cent are the largest occupations.

### Distribution of the retail industry in Tasmania

Employment in the retail industry in Tasmania fairly well reflects the distribution of the population in the State. There are very few differences between the distribution of population, and the distribution of retail employment, as the following table shows.

Region	% of total retail employment	% of total population
Greater Hobart-Southern	50.3%	49.5%
Northern Tas	28.5%	28.2%
Mersey-Lyell	21.2%	22.3%

### ECONOMIC DEVELOPMENTS IN AUGUST 2008

- Aug 8<sup>th</sup> The Federal Government has terminated a \$4 million subsidy to Gunns Limited due to the loss of 135 jobs at Auspine in Scottsdale in the State's north-east. Innovation, Industry and Research Minister, Kim Carr said that the funding had been provided on the basis there would be no redundancies over the two years of the agreement (*The Mercury*). Federal Innovation, Industry and Research Minister, Kim Carr said that the subsidy that was to be paid to Auspine operator, Gunns Limited will be redirected to other assistance packages in the north-east aimed at creating employment in the area. (*The Mercury - Aug 14<sup>th</sup>*)
- Aug 12<sup>th</sup> A new \$2 million dental education centre has been officially opened in Hobart which the State Government hopes will attract more Tasmanians to a career in dentistry. (*www.abc.net.au*)
- Aug 12<sup>th</sup> Tasmania's Midlands will benefit from a new \$100 million irrigation scheme, opening the way for farms from Campbell Town to Oatlands to become intensive horticultural enterprises. The State Government expects to receive a formal proposal from the Irrigation Development Board (IDB) within three weeks. The IDB has \$220 million to invest in new irrigation infrastructure in Tasmania over the next four years. The Federal Government has provided \$140 million through its national water initiatives, with \$80 million funded from the recent sale of Hobart Airport to the private sector. (*The Mercury*)
- Aug 16<sup>th</sup> The new Harvey Norman super store at Cambridge Park, south-east of Hobart has been officially opened. The new store and surrounding retail development is a \$70 million joint project between Prudentia Investments and Harvey Norman Holdings. State Government Treasurer, Michael Aird, officiated at the opening and said that "During the store's construction phase more than 300 jobs were created and it is expected that further development of the shopping area will see an additional

- Aug 20<sup>th</sup> Zinc producer Nyrstar is reviewing its Australian operations, including the possibility of shifting some production from Port Pirie in South Australia to Hobart. The company expects to take three months to assess the viability of shifting zinc production to Hobart. If approved, such a decision would take a further year to implement. (*The Australian*)
- Aug 21<sup>st</sup> The Acting Tasmanian Minister for Tourism, Michelle O'Byrne, announced that in the 07-08 season, Tasmania welcomed 83,000 cruise ship visitors who had contributed close to \$9 million to the Tasmanian economy. The USA was the source of the greatest number of cruise ship visitors, providing 42% of passengers. The UK and Canada followed closely behind, while from the Australian market, NSW provided the greatest number with 7,500 visitors, made up of both passengers and ships' crews. Workshops were held in Hobart and Burnie during August to help tourism operators understand and meet the demands of this growing market. (*www.development.tas.gov.au*)
- Aug 22<sup>nd</sup> Ogilvie High School in the state's south is about to undergo a \$4.1 million redevelopment. A feature of the redevelopment, designed by Forward, Brianese and Partners, is that the building and facilities will follow the philosophies of the Sustainable Schools Initiative. (*The Mercury*)
- Aug 22<sup>nd</sup> Cadbury will shed 160 jobs at its Hobart factory in a \$53 million move to improve efficiency. The company said the decision to slash more than a quarter of its permanent workforce was the result of efficiency and productivity improvements. Cadbury currently employs about 700 workers at the factory, including about 600 permanent staff. (*The Mercury*)
- Aug 28<sup>th</sup> The Tasmanian Government Treasurer, Michael Aird, today welcomed the August 2008 Sensis Business Index showing Tasmanian businesses confidence was the strongest in the nation. Mr Aird said Tasmanian businesses recorded the highest level of small and medium business confidence in Australia in both regional and metropolitan areas. "This represents the seventh straight year in which Tasmania's level of business confidence has been above the national average," Mr Aird said. (*www.media.tas.gov.au*)