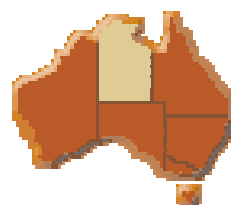





Australian Government
Department of Employment and
Workplace Relations

**NT
LABOUR
ECONOMICS
OFFICE**



3rd Floor
80 Mitchell St
GPO Box 385
Darwin NT 0801
Tel: (08) 8936
5008
Fax: (08) 8936
5020

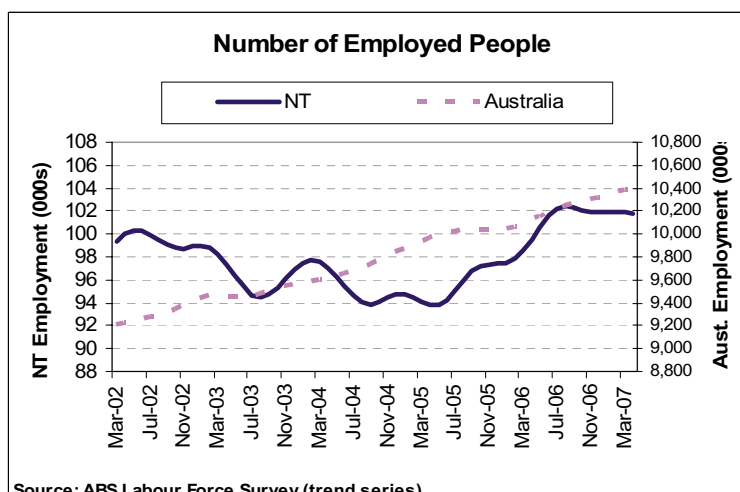
NORTHERN TERRITORY LABOUR MARKET REVIEW

April 2007

According to the ABS Labour Force Survey trend series for April 2007, the Northern Territory (NT) unemployment rate was 4.3 per cent and an increase over the previous month (which was revised upwards from 3.4% to 3.8%). The volatile Northern Territory rate has increased each month for the past four months from a record low of 2.7 per cent, however remains below the national unemployment rate which is also at a historic low (at 4.5%). In the NT, employment decreased marginally (to 101 800) while unemployment increased to 4500 during the month of April. The participation rate increased to 69.4 per cent and the size of the NT labour force increased to 105 400. After a downward trend throughout the second half of last year the NT participation rate has increased so far this year and combined with an increasing civil population has resulted in a return to growth for the size of the labour force.

It is important to note that the Northern Territory labour force figures are highly volatile. Any interpretation of short term fluctuations are problematic due to the high standard errors relative to the size of the estimates. Rather, longer term trends should be considered. Other economic indicators suggest a strong demand for labour and a market where skilled labour is in short supply.

The NT economy is currently strong and business investment, driven by the resources boom, has resulted in higher export earnings. State final demand has been outpacing national GDP and is forecast to continue to do so (March Access Economics forecast) each year for the next 5 years. However the NT's mega-projects have been completed or are drawing to a close and although the economy currently has positive momentum, a new mega-project is needed to prevent a downturn. The February Sensis Business Index for small and medium enterprises shows high business confidence for the next 12 months and that employment expectations are the highest in Australia.



Employment Trends

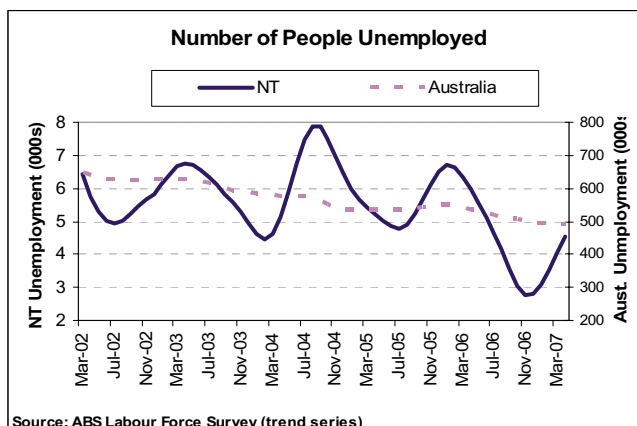
- In April there were 101 800 employed persons in the NT, an increase of 2.3% from the previous year and a marginal increase over March.
- Male employment increased (to 57 500) while female employment declined to 44 300 in April.
- Nationally there were 10 397 800 people employed, an increase of 2.9% since April last year and growth over March.

Note: The results presented here are taken from the trend series data (not the seasonally adjusted or original data) and trend estimates for the previous 6 months are revised each month incorporating the current results.

Disclaimer: This report may contain material of a speculative nature and therefore should be used with some caution. The Commonwealth, its officers or agents disclaim any responsibility for any loss howsoever caused whether due to negligence or otherwise arising from the use of this report.

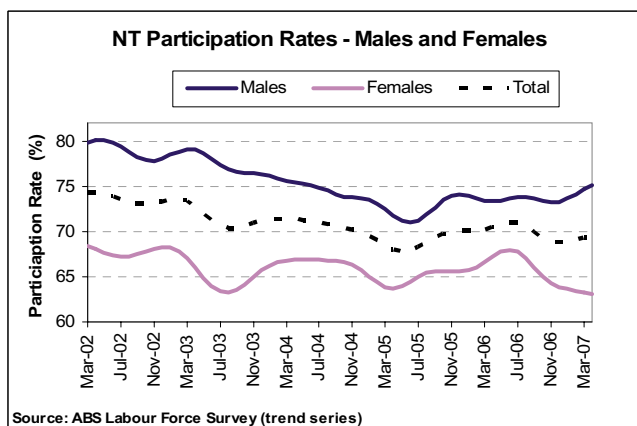
Unemployment Trends

- There were approximately 4500 unemployed persons in the NT in April.
- Male unemployment increased to 2700 in April, while female unemployment increased to 1900.
- Nationally the number of unemployed people (at 488 400) decreased 0.4% over the month.
- Nationally the labour force has grown by 2.2% over the past year, while the number of people unemployed has dropped 8.9% over the same period.



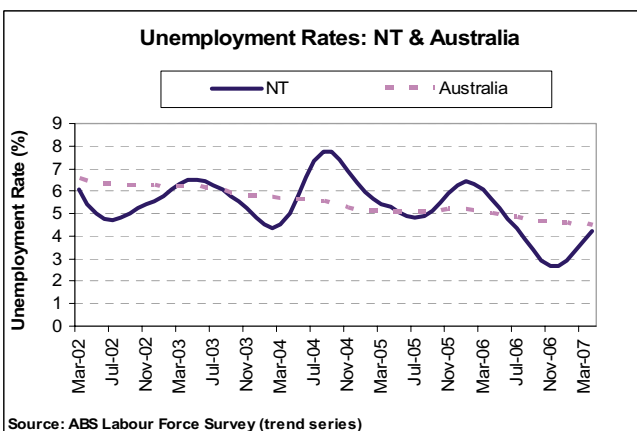
Participation Rate Trends – NT and Australia

- The NT participation rate increased to 69.4% in April, but remains 1.0 percentage point lower than a year ago.
- The female participation rate has decreased by 4.2 percentage points, while the male participation rate has increased by 1.9 percentage points over the past year.
- The national participation rate remained stable in April at 64.9%.



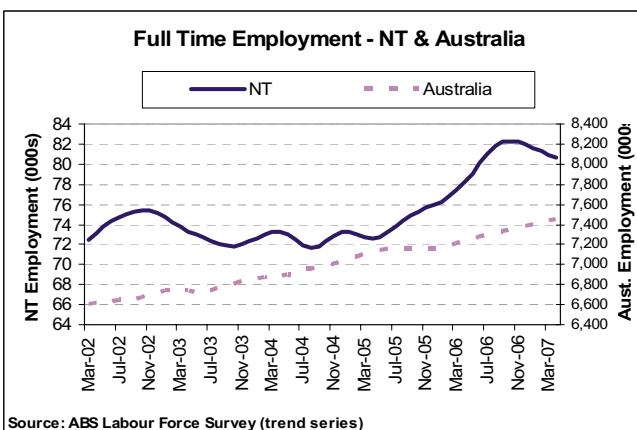
Unemployment Rate Trends – NT and Australia

- The current trend unemployment rate for the NT is 4.3%, which is 1.4 percentage points lower than the same time last year.
- The male NT trend unemployment rate was estimated to be 4.4%, which is 1.4 percentage points lower than 12 months ago.
- The female rate was estimated to be 4.0%, which is 1.4 percentage points lower than 12 months ago.
- Nationally the trend unemployment rate remained at 4.5% in April.



Full Time Employment

- There were an estimated 80 600 people in full-time employment in the NT in April, which was a decline from March but 3.1% growth over the year.
- Full-time employment for males declined marginally to 48 700.
- Full-time employment for females declined to 32 000.
- Nationally, full-time employment grew by 17 600 jobs for the month and by 3.1% over the past 12 months.
- Full-time employment in the NT, at 79.2% in April, accounts for a greater proportion of total employment than nationally (71.6%).



Note: The results presented here are taken from the trend series data (not the seasonally adjusted or original data) and trend estimates for the previous 6 months are revised each month incorporating the current results.

Disclaimer: This report may contain material of a speculative nature and therefore should be used with some caution. The Commonwealth, its officers or agents disclaim any responsibility for any loss howsoever caused whether due to negligence or otherwise arising from the use of this report.