

- **Employment increased to 228,600**
- **Unemployment rate increased marginally to 5.3%**
- **Participation rate increased to 60.8%**

Note: All Labour Force estimates are from the Australian Bureau of Statistics' *Labour Force Survey* and are *Trend estimates* unless otherwise stated.

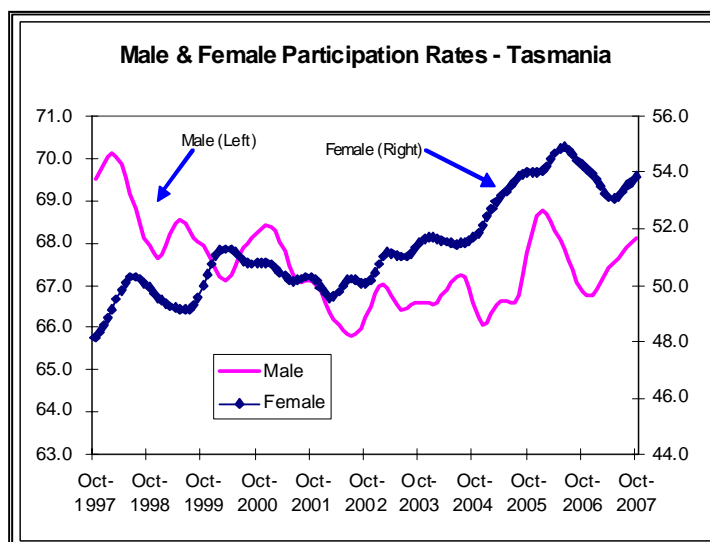
Employment

Total employment in Tasmania continued to rise slowly in October, and was 2.3% higher than in October last year. Full-time employment grew by 1.8% over the year, while part-time employment increased by 3.5% over the same period. Most of the increases appear to have been in male employment, which increased by 4.5% over the year, in total. This increase was made up of a 4.9% increase in male full-time employment and a 2.5% increase in part-time employment. Total female employment declined by 0.2% over the year, with a 3.9% increase in part-time employment cancelled out by a 4.0% decline in female full-time employment. Total employment has now increased for 11 consecutive months in Tasmania.

Unemployment

The total number of unemployed Tasmanians increased slightly over the month of October to stand at 12,900, but was still 11.3%

lower than it was in October last year. Most of the declines in unemployment have been among males, with total male unemployment declining by 21.8% over the year, compared to a more modest decline in female unemployment of 3.0%. The total unemployment rate in October was 5.3% compared to 6.1% in the same month last year. And compared to a current national rate of 4.3%. In other States, the rate was 4.6% in NSW, 4.3% in Vic, 3.8% in Qld, 5.0% in SA and 3.5% in WA.



Labour Force & Participation Rates

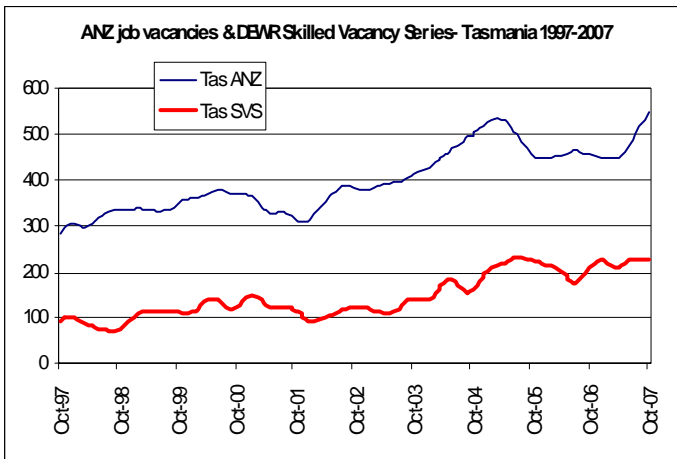
There were an estimated 241,500 people in the Tasmania labour force in October, an increase of 3,600 on the same month last year. This increase was entirely made up of males entering or re-entering the labour market, with the female labour force remaining unchanged over the year. The participation rate in Tasmania was 60.8% in October, up from 60.4% last year. The current national participation rate stands at 65.0%.

Labour Force Estimates - Tasmania (Trend data)

	Oct-2006	Sep-2007	Oct-2007
	000's	000's	000's
Employment			
Male	120.2	125.5	125.6
Female	103.1	102.7	103.0
Full-time	153.9	156.4	156.7
Part-time	69.5	71.9	71.9
Persons	223.4	228.2	228.6
Unemployment			
Male	8.3	6.4	6.5
Female	6.1	6.2	6.3
Persons	14.5	12.6	12.9
Labour Force			
Male	128.6	131.9	132.1
Female	109.3	108.9	109.3
Persons	237.9	240.8	241.5
Unemployment Rate %			
Male	6.5	4.8	4.9
Female	5.6	5.7	5.8
Persons	6.1	5.2	5.3
Full-time Teenage*	24.9	25.6	23.7
Participation Rate %			
Male	66.8	68.0	68.1
Female	54.3	53.7	53.8
Persons	60.4	60.7	60.8
*unadjusted data			

Job Vacancies

The **ANZ Bank Job Advertisement series** (trend) for Tasmania grew by 2.6% in October, the 7th successive monthly rise. The series is now 20.2% higher than it was in October last year. Nationally, the series increased by 0.1% over the month, and was 1.8% higher than in October 2006.

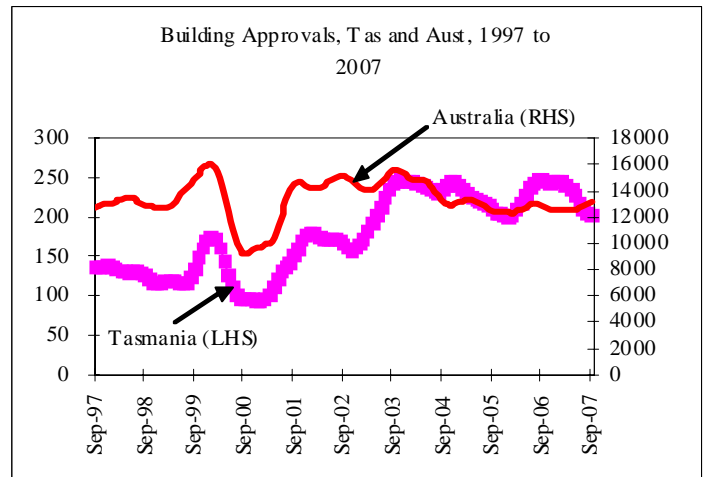


DEWR's Skilled Vacancy Survey Index (trend) for Tasmania decreased slightly by 0.2% in October but was 9.2% higher than in October last year.

Nationally, the series fell by 0.9% over the month and was 9.3% lower than October last year.

Other Indicators

Building Approvals in Tasmania fell by 1.9% in September, and were 18.5% lower than they were in September last year. Nationally, building approvals declined by 1.3% over the month, however they were 2.2% higher than in September 2006.



The **Consumer Price Index (CPI)** increased by 0.3% over the September quarter in Hobart, and by 1.8% over the year. This compares with the national average of a 0.7% quarterly increase and a 1.9% annual increase.

Quarterly Retail Turnover (Chain Volume Measures) increased in Tasmania by 1.7% in the September quarter and was 4.5% higher than the figure recorded in September last year.

Newstart & Youth Allowees

Benefit recipients (Newstart & Youth Allowances)

	<12 months	> 12 months	Total	% > 12 months
Sep-2006	4,719	8,933	13,652	65.4%
Sep-2007	4,184	7,362	11,546	63.8%
Number difference	-535	-1,571	-2,106	
% difference	-11.3%	-17.6%	-15.4%	

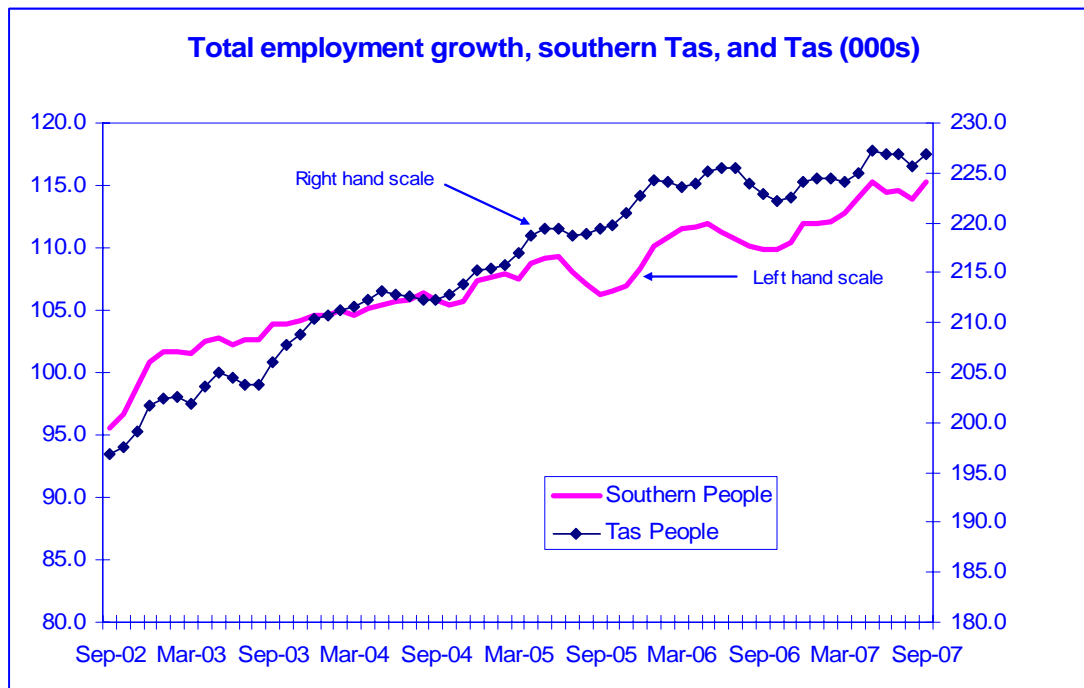
REGIONAL PROFILE - SOUTHERN TASMANIA

Introduction

The following article looks at some of the movements in Tasmania's population. The following article is the first of three that will look at the changes to the main labour force indicators in each of Tasmania's regions. The data is drawn primarily from the Australian Bureau of Statistics' monthly labour force survey, and three month averages have been used in an attempt to smooth the volatility of the data. The main point of the article will be to compare the performance of the labour market in the South of the State to that of Tasmania as a whole.

Employment

The following graph shows employment growth in Tasmania compared to that for the southern region.



Total employment in southern Tasmania, grew by 20.6% or almost 20,000 people between September 2002 and September 2007. This growth has been fairly evenly split between males and females in the south. This level of growth has exceeded that for the State as a whole, which grew by 15.3% over the same period. The pattern of growth is similar however, with state-wide employment growth also relatively evenly split between males and females, although female employment growth was slightly higher for the State as a whole.

Part-time employment in the south grew by 23.8% over the last year, while full-time employment in the region grew by 19.2%. State-wide, part-time employment grew by 17.8% and full-time employment by 14.2%.

In 2002, 48.5% of employed people in Tasmania lived in the south. By September 2007, this had increased to 50.8%.

Unemployment

Total unemployment in the south fell from around 9,200 in September 2002, to approximately 5,200 in September 2007, and drop of 43.1%. Over the same period, unemployment in Tasmania fell by 36.5%. In 2002 there were larger numbers of unemployed males than females, however, since that time, male unemployment has fallen by 46.7%, while female unemployment fell by 37.8%. By September 2007, male unemployment was only slightly higher than female unemployment on a numerical basis. In 2002 the south's share of unemployment was 47.0% of the State's total unemployment. However, by 2007 this had declined to 42.1%.

The unemployment rate in the south fell from 8.8% in September 2002, to 4.4% in September this year. For the State as a whole, the unemployment rate fell from 9.0% to 5.2%. It is perhaps worth noting that the unemployment rate in the south was only 0.2 percentage points higher than the national unemployment rate of 4.2% in September.

Labour Force and Participation Rates

Over the five years to September 2007, the labour force in the south increased by 15,700 people or around 15.0%. This is significantly more than the state-wide increase of 10.6% over the same period. In both the south, and the State as a whole, the female labour force increased by about five percentage points more than the male labour force. In September 2007, the labour force in the south was at its highest level since the current statistical series began in 1986. By contrast, the Tasmanian labour force peaked in June last year and has not reached the same levels since, suggesting other regions have experienced declines in the size of their labour forces.

The participation rate for the southern region in September this year was recorded at 61.3%, up from 56.4% five years ago. The state-wide figure was lower in September this year at 60.3%, but was slightly higher five years ago at 57.6%. Female participation rates have increased more than male rates for both the south and the State as a whole, but male participation rates in the south have increased by 4.2 percentage points over the last five years, significantly more than the increase of 1.8 percentage points for males state-wide. These participation rates, for both Tasmania and the south are still significantly below the national rates of 72.4% for males, 57.9% for females, and 65.0% for persons.

This report contains material of a speculative nature and therefore should be used with caution. The Commonwealth, its officers, employees or agents disclaim any responsibility for any loss howsoever caused whether due to negligence or otherwise arising from the use of this report

ECONOMIC DEVELOPMENTS IN OCTOBER 2007

- 2nd Oct A new \$2.7 million 50-bed student accommodation is to be built on the grounds of Newstead College in Launceston as part of the Governments \$5.1 million package to help students from regional areas to attend college or TAFE. Education Minister David Bartlett said that the package will create an extra 100 accommodation places from next year for students who travel to study. *(The Examiner)*
- 3rd Oct Poppy processor Tasmanian Alkaloids has announced redundancies. General Manager Tol Sereda said the restructure came after a review, and was aimed at reducing costs and remaining internationally competitive. The company still employs 230 people. *(The Mercury)*
- 3rd Oct Work on a \$3 million two-storey building will begin soon on the old car-park site of the former Armitage Auctions and Bushby's Real Estate buildings in Cimitiere St Launceston. The \$10 million Cimitiere House development – a five-storey, energy efficient complex will be built next door. Construction is also progressing at the \$35 million Gasworks project in Launceston. The project involves the redevelopment of cottages in Boland St and will include retail outlets, restaurants, apartments and offices. The developers are confident it will be completed by April 2008. *(The Examiner)*
- 5th Oct Work on the \$26 million Regional Aquatic Centre at Launceston has commenced. The development is on the old Windmill Hill Swimming Centre site and is planned to include indoor and outdoor pools and play equipment. *(The Examiner)*
- 5th Oct Following the destruction of their Liverpool Street store in Hobart on 22nd September Myer has announced plans to reopen its Murray Street store in Hobart by 16 November 2007. *(The Mercury)*
- 10th Oct A \$20 million upgrade plan will go to the Launceston Airport board in December. The airport which is 90 per cent owned by Australian Pacific Airports Corporation and 10 per cent by the Launceston City Council, has seen passenger numbers more than double over the last five years. *(The Examiner)*

This report contains material of a speculative nature and therefore should be used with caution. The Commonwealth, its officers, employees or agents disclaim any responsibility for any loss howsoever caused whether due to negligence or otherwise arising from the use of this report

- 10th Oct The company behind a direct factor outlet planned for land near Hobart Airport has pulled out of the project after the Commonwealth approved the proposal but imposed size restrictions. Austexx had proposed a \$100 million outlet planned to include a direct factory outlet centre, a homemaker centre and a trade centre. *(The Examiner)*
- 12th Oct A new \$50 million sawmill being built by Launceston timber group FEA is on schedule for commissioning in March next year. *(The Examiner)*
- 17th Oct Tasmanian business confidence is rising, according to the State's peak business organisation. The Tasmanian Chamber of Commerce and Industry's (TCCI) latest survey of business expectations shows that Tasmanian business confidence in the national and State economies for the coming 12 months to September 2008 has increased. *(The Examiner)*
- 18th Oct The Renison mine will reopen next year, bringing 280 direct jobs to the West Coast. Perth-based mining company Metals X will spend \$6.5 million building "executive style" single persons' quarters to house 100 workers on the edge of Zeehan, with capacity to double that. It said yesterday that would allow the tin and copper project "to attract skilled labour from around Tasmania and south-east Australia". *(The Advocate)*
- 24th Oct The Australian Hotels Association survey on occupancy rates shows hotel occupancy levels for September 2007 is strong across Tasmania at 62.2 per cent. In the North, accommodation properties experienced the most increases in room rates, a rise of more than \$21 to an average cost of \$136.59. *(The Examiner)*
- 25th Oct Work has commenced on upgrading two major fitness facilities in Southern Tasmania. The Moonah and Clarence sports centres are undergoing upgrades worth \$1.9 million. *(The Mercury)*
- 30th Oct Clean Marine Aquaculture plans to build Australia's first land-based closed-loop system to breed 1.2 million baby red snapper next year. The \$13 million fish farm will be built at Low Head in the State's north. A development application is expected to be lodged with the George Town Council sometime in the next four weeks. *(The Examiner)*

This report contains material of a speculative nature and therefore should be used with caution. The Commonwealth, its officers, employees or agents disclaim any responsibility for any loss howsoever caused whether due to negligence or otherwise arising from the use of this report