



- **Employment grew by 5.5%**
- **Unemployment rate fell to 3.9%**
- **Participation rate increased to 62.6%**

Note: All Labour Force estimates are from the Australian Bureau of Statistics' *Labour Force Survey* and are *Trend estimates* unless otherwise stated.

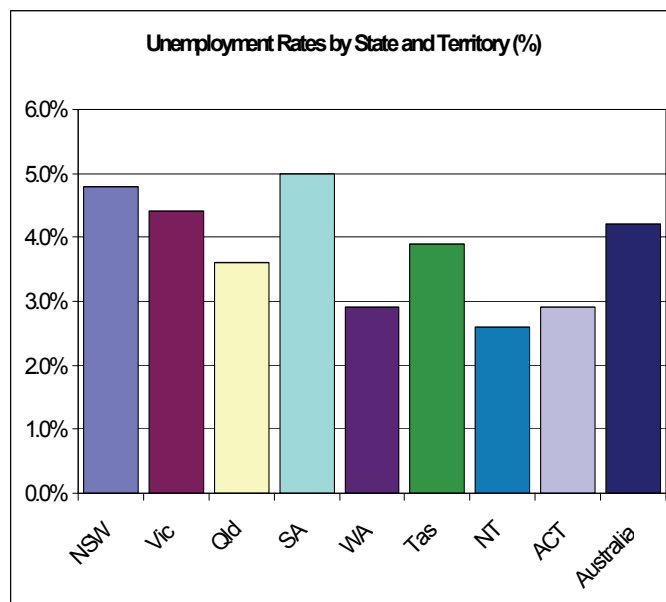
Employment

Total employment in Tasmania increased again in September, and is now 5.5% higher than in September last year. Most of the increases were in full-time employment, which grew by 7.0%, while part-time employment was 2.5% higher than in September last year. Most of the annual increase was in male employment which consisted of 76% of total annual employment growth. Total male employment increased by 7.7%, which was made up of a 7.0% increase in full-time employment and an 11.4% increase in part-time employment. Total female employment grew by 2.9% over the year, made up of a 6.9% increase in full-time work, but a 1.0% decline in part-time work. It is possible however, that the decline in part-time work is partially due to conversion of part-time jobs to full-time jobs.

Unemployment

The total number of unemployed in Tasmania, was estimated to be 9,900 in September, the first time unemployment has fallen below 10,000 since the current

statistical series began in February 1978. Male unemployment fell by 33.9% over the year, while female unemployment fell by 9.3%. The current Tasmanian unemployment rate is 3.9%, compared to a national rate of 4.2%. The following graph shows the unemployment rates in other States and Territories



Labour Force & Participation Rates

Tasmania recorded its highest participation rate on record in September, of 62.6%. This was an increase of 1.9 percentage points over the rate recorded in September last year. It is still significantly below the national participation rate of 65.2%, however. Tasmania's labour force was estimated to be 250,900 in September, the first time it has exceeded the quarter of a million mark., and a 4.1% increase on September last year. The female labour force increased by 2.2% over the year, while the male labour force increased by 5.7% over the same period.

Labour Force Estimates - Tasmania (Trend data)

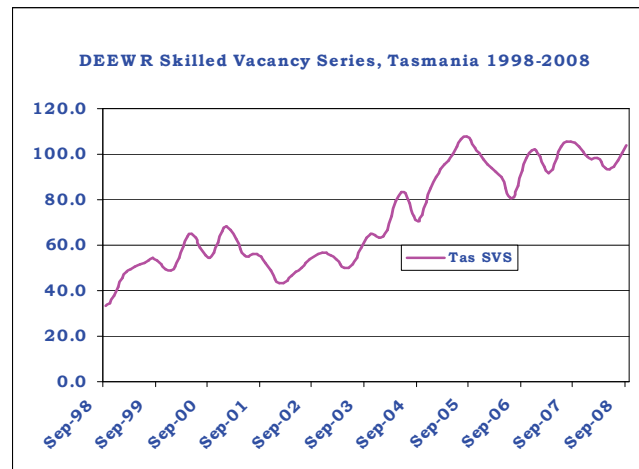
	Sep-2007	Aug-2008	Sep-2008
	000's	000's	000's
Employment			
Male	125.2	133.6	134.9
Female	103.1	106.1	106.1
Full-time	156.3	166.0	167.2
Part-time	72.0	73.7	73.8
Persons	228.3	239.7	241.0
Unemployment			
Male	6.2	4.2	4.1
Female	6.4	5.8	5.8
Persons	12.6	10.0	9.9
Labour Force			
Male	131.4	137.8	139.0
Female	109.5	111.9	111.9
Persons	240.9	249.7	250.9
Unemployment Rate %			
Male	4.7	3.1	3.0
Female	5.8	5.2	5.2
Persons	5.2	4.0	3.9
Full-time Teenage*	25.6	14.3	18.3
Participation Rate %			
Male	67.8	70.4	70.9
Female	53.9	54.7	54.7
Persons	60.7	62.4	62.6
*unadjusted data			

Job Vacancies

The ANZ Bank has advised that this month's ANZ Job Ads release has been delayed until Monday 13 October, due to the late submission of data by some newspapers. Therefore, **ANZ Bank Job Advertisement series** (trend data) for Tasmania was unavailable at time of printing.

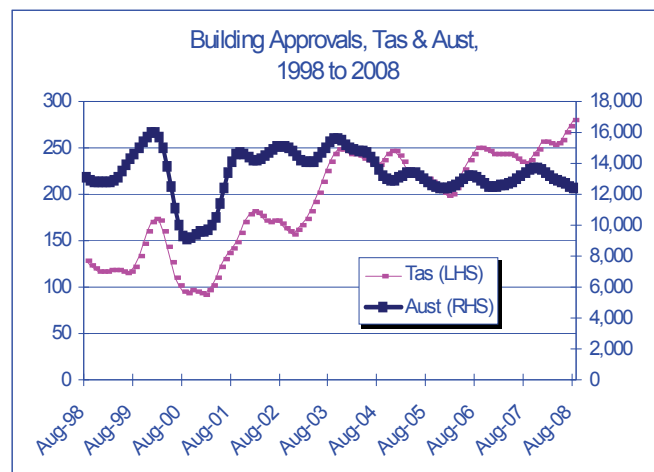
DEEWR's Skilled Vacancy Survey Index (trend) for Tasmania increased by 3.3% over the month of September and fell by 0.8% over the year. Nationally, the series decreased by

3.5% over the month and by 17.1% over the year.



Other Indicators

Building approvals in Tasmania increased by 2.6% in August and were 20.2% higher than the same time last year. Nationally, building approvals were down 1.1% for the month and by 7.5% over the year.



Newstart & Youth Allowees

Benefit recipients (Newstart & Youth Allowances)

	<12 months	> 12 months	Total	% > 12 months
Aug-2007	4,263	7,507	11,770	63.8%
Aug-2008	4,024	5,942	9,966	59.6%
Number difference	-239	-1,565	-1,804	
% difference	-5.6%	-20.8%	-15.3%	

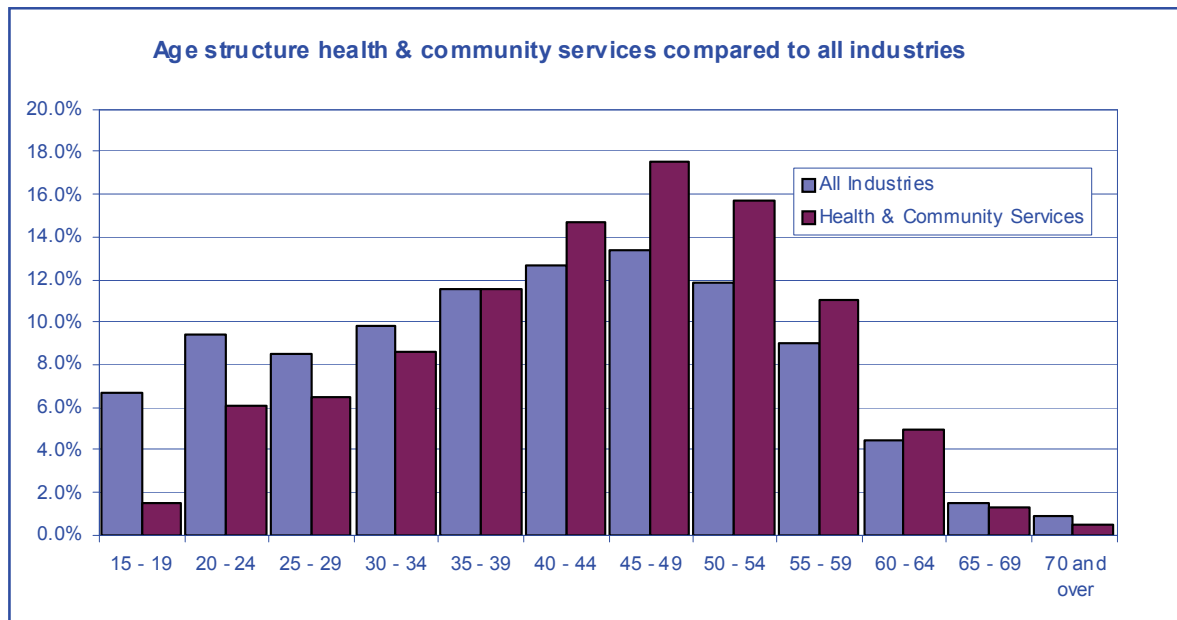
THE HEALTH & COMMUNITY SERVICES INDUSTRY IN TASMANIA

Introduction

This month's article continues the overviews of Tasmania's major industries which began a couple of months ago. The health and community services industry is discussed this month. It was Tasmania's second largest employing industry at the 2006 Census, but it is also an extremely important industry strategically, in that the health, child care and aged care aspects of the industry can be described as enabling industries, as they often contribute to the capacity of other industries to increase or maintain staffing levels. The child care industry is perhaps the most obvious example where, if child care is not available in a particular area, it often restricts the labour force participation opportunities, particularly for women, in that area.

Demographic profile of the health and community services industry

The health and community services industry is quite heavily female dominated, with women making up 79.3 per cent of the workforce at the 2006 Census. The total number of people employed in the industry was recorded as 23,842, which was an increase of 12.3 per cent on the number recorded in 2001. The industry is also an ageing one, relative to the rest of the workforce. At the last Census 65.9 per cent of the health and community services workforce were aged over 40, compared to 53.9 per cent for the whole workforce. The following graph shows each age group as a percentage of total employment, compared to each age group as a percentage of employment in the health and community services industry.



It is clear from the above graph that the younger age groups are under represented in this industry compared to the average for all industries in Tasmania, and also that older age groups are over-represented. The reasons for this are likely to be related to the types of occupations that exist in this industry compared to others. This will be looked at in more detail below.

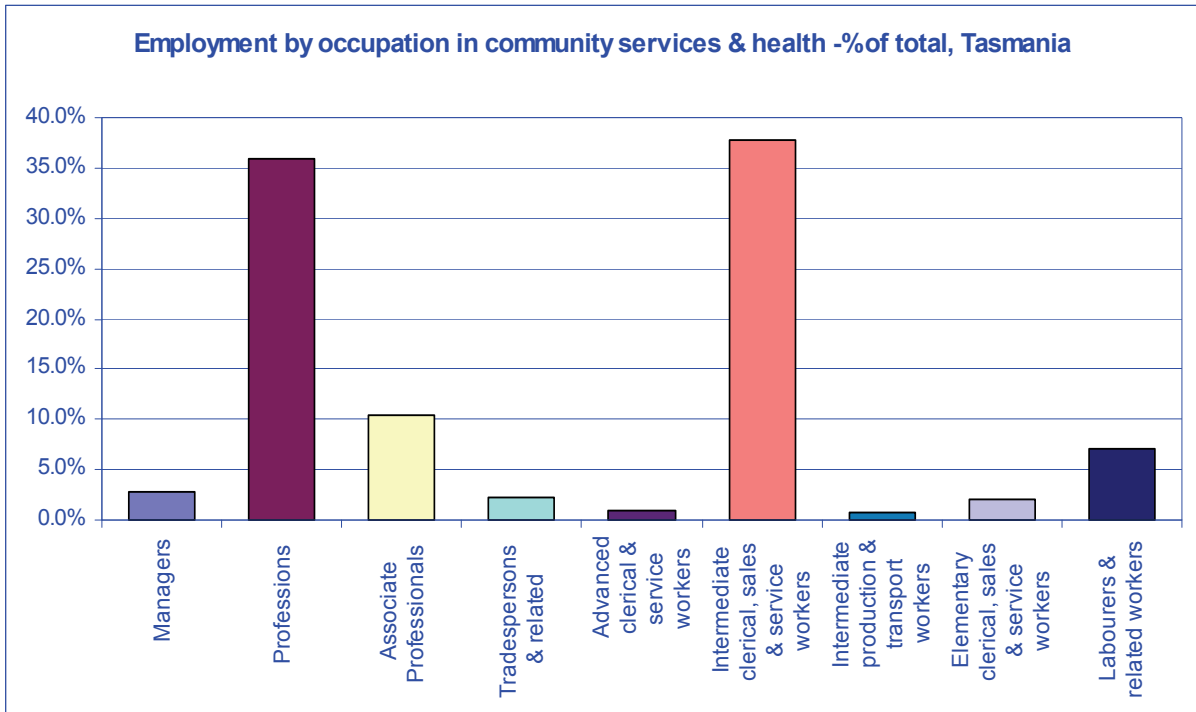
Sectors of the health and community services industry

The two major subdivisions of this industry classification are health, and of course community services. The health aspect includes hospitals and nursing homes, medical and dental services, and other health services, such as ambulance services, and other ancillary health services like optometry, physiotherapy and community health centres. Community services includes child care services, and community care services, which includes accommodation for the aged, crisis care accommodation of various kinds, and juvenile correction accommodation. Non-residential care services like meals on wheels, welfare counselling, and alcoholics anonymous are also classified within the community services sector.

Nearly 25 per cent of all people employed in the industry are employed in hospitals, which is perhaps not surprising given their size and distribution around the State. Of all the people employed in hospitals in Tasmania, just over five per cent are males. The other largest concentrations of employees are in non-residential care services (excluding aged care) at 11.5 per cent, accommodation for the aged at 9.6 per cent, child care services at 7.9 per cent, and nursing homes at 7.7 per cent. It should be noted that the difference between nursing homes and accommodation for the aged, is that medical care is a basic part of the service in the former, whereas it isn't in the latter.

Occupations in the health and community services industry

The following graph shows the major occupational groups employed, as a percentage of total employment in the industry.



The occupations classified as intermediate clerical, sales and service workers make up the largest single group in the industry, at 37.8 per cent. The biggest occupations within this group, are aged and disabled carers at 2,961, receptionists at 1,181, child care workers at 1,120, and personal care assistants at 954. Together

these four occupations make up nearly 70 per cent of intermediate clerical, sales and service workers.

The next largest occupational group with the industry is professionals at 35.7 per cent. Within the professions the largest occupation is nursing professionals, who make up nearly 50 per cent of all professionals employed in the industry. Other significant groups of professionals are general medical practitioners at 7.2 per cent, community workers at 5.4 per cent, and physiotherapists at 2.5 per cent.

There is quite a gap between the two largest occupational groups and the next largest group, associate professionals at 10.4 per cent. The largest occupations, as a percentage of total associate professionals, are office managers at 18.6 per cent, enrolled nurses at 14.8 per cent, residential care officers at 7.7 per cent, and ambulance officers at 7.0 per cent.

Finally the only other occupational group that exceeds five per cent of total industry employment is the group labourers and related workers. People in this group are very heavily concentrated in two occupations, cleaners of various kinds, at 48.5 per cent of the total, and kitchenhands at 36.9 per cent.

Distribution of the health and community services industry in Tasmania

The following table shows a comparison between the distribution of Tasmania's population, and the distribution of employment in the health and community ser-

	Health & community services employment	Population
Greater Hobart-Southern	53.3%	49.5%
Northern	28.0%	28.2%
Mersey-Lyell	18.7%	22.3%

vices industry.

It appears as though the northern region's share of industry employment is fairly well reflective of its share of the State's population. The south appears to have a slightly greater share of industry employment, compared to its share of population, while the north-west (Mersey-Lyell) has a slightly lower share of industry employment, compared to its population share. This is probably due to the centralisation of some specialist services in the major population centres, in that it is not always viable or cost effective to offer every medical service at every hospital in the State.

ECONOMIC DEVELOPMENTS IN SEPTEMBER 2008

- Sept 2nd Construction on the State Government's transport hub at Brighton in Tasmania's south is expected to begin in the first half of next year. The Government announced that its preferred site for the \$80 million project is to the west of the existing Brighton Industrial Estate. The 50 hectare site was partly chosen because of Aboriginal heritage and flora issues associated with the site east of the Industrial Estate. (www.abc.net.au)
- Sept 3rd Two 47.5 metre high speed passenger ferries completed at Austal's Tasmanian shipyard at Margate south of Hobart have commenced their 14 day delivery voyage to Hong Kong onboard the liftship *Pantanal*. The two new vessels for Macau are among 16 Austal passenger ferries currently on order for the China / Hong Kong region, nine of which have already been delivered. Upon completion of its latest order, Austal will have delivered 52 vessels to the region. Austal's workforce has grown from 40 to more than 120 during the past 12 months. (www.seatradeasia-online.com)
- Sept 9th Operations at the Hellyer zinc concentrate mine in north-west Tasmania have been suspended amid falling zinc prices. The shut-down, which will result in the loss of 50 jobs, follows a number of recent zinc mine closures across Australia. (www.abc.net.au/rural/news)
- Sept 10th Tests have confirmed that the Abalone Viral Ganglioneuritis (AVG) disease fatal to the abalone shellfish has been found at a processing plant in Tasmania's south. Tasmania's wild abalone fishery accounts for about 25 percent of the world's annual harvest and generates millions of dollars for the state's economy. The virus has been spreading through waters off the southern Australian state of Victoria. (www.bloomberg.com)
- Latest AVG update: Oct 8th**
- Samples of wild abalone from Tasmania's southern D'Entrecasteaux Channel have been tested by the Australian Animal Health Laboratory (AAHL). One sample returned a weak positive for AVG. Following the single detection in the wild, a Restricted Area declaration placing conditions on commercial and recreational abalone fishing in the southern D'Entrecasteaux Channel was made. Additional DNA test results have all returned negative. Over 1000 samples have been collected in total, more than 824 have been tested and there are about 189 samples scheduled for testing. (www.dpiw.tas.gov.au).
- Sept 10th Australia's leading tarmac rally organiser, Targa Tasmania, will host another major motorsport event, *Targa Wrest Point*, in 2009. The new event has been designed by Octagon Australia to provide competitors with a lead-up to Targa Tasmania. Targa Wrest Point will consist of 13 stages across the weekend of Saturday, January 31 and Sunday, February 1, with Targa Tasmania scheduled to commence on April 29. Event director, Mark Perry has said that the event will bring a large number of people to the state just outside the end of the mainland school holiday period, and this is good news for business in this state as well. "The introduction of Targa Wrest Point will see an additional \$3 million come into the Tasmanian economy, on top of the \$12 million generated by Targa Tasmania," Mr Perry said. (www.rallysportmag.com.au)

- Sept 14th The Bruny Island medical centre at Alonnah on south Bruny is set for a \$3 million overhaul. The medical centre was opened in 1936 as a bush nursing centre and has not been upgraded since it was built. The new centre is expected to be built by 2010. It is said to boast contemporary occupational health and safety, infection control, disability access and workplace standards guidelines. (*The Sunday Tasmanian*)
- Sept 16th A multi-million dollar subdivision at Prospect in Tasmania's north has been approved by the Launceston City Council. The developer, Prudentia Investments, plans to develop a 109 block housing estate on the site. (*The Examiner*)
- Sept 17th The Tasmanian Building and Construction Industry Council Training Board (TBCITB) has unveiled plans to invest \$1.8 million on skills development programs. The plans outlined are a \$1 million New Employer Assistance Program and an \$800,000 High Skills Shortage Assistance Program, which will provide an additional 200 industry apprenticeships in Tasmania in high demand skilled areas. (*The Advocate*)
- Sept 21st The acting Tasmanian Minister for Tourism, Michael Aird, has welcomed the announcement that Jetstar will be increasing its number of direct flights between Sydney and Hobart next month as a further boost for Tasmania's tourism industry. Mr Aird said Jetstar would be making two flights between Sydney and Hobart every day. (www.media.tas.gov.au)
- Sept 21st More international and national visitors are coming to Tasmania than ever before. The state's capital is now ranked the eleventh top tourism region in the country. A new report of tourism destinations ranks greater Hobart just outside the top ten, ahead of the Whitsundays in Queensland and the Hunter Valley in New South Wales. Tasmania's Tourism Council chief, Daniel Hanna says the industry brings in more than \$2 billion a year, and one million visitors. (www.abc.net.au)
- Sept 26th The Australian Tourism Export Council is holding its symposium in Hobart in April 2010. It is the largest conference on the tourism calendar, attracting over 600 key representatives of the Australian tourism export industry. Another major event is the Lions Australia National Convention being held in Launceston in April 2011. The Lions Australia Convention will attract approximately 300 delegates for pre convention meetings over five days, and then a further 2500 delegates for four days for the main convention. The Tasmanian Minister for Tourism, Michelle O'Byrne, says that "Information from the Tasmanian Convention Bureau suggests the National Convention is expected to generate about \$6.16million, and this does not take into account any pre and post convention touring." (www.media.tas.gov.au)
- Sept 27th Tasmania's wine industry is celebrating a record vintage, despite the continuing dry conditions over much of the state. More than 9,600 tonnes of grapes have been harvested, almost double last year's yield. The Tamar Valley in the state's north was the most productive of the seven main wine-growing regions. (www.abc.net.au)