

NT
LABOUR
ECONOMICS
OFFICE

Minter Ellison Building, 66 Smith Street, Darwin NT 0800
GPO Box 9880, Darwin NT 0801 | Phone (08) 8936 5147
www.deewr.gov.au



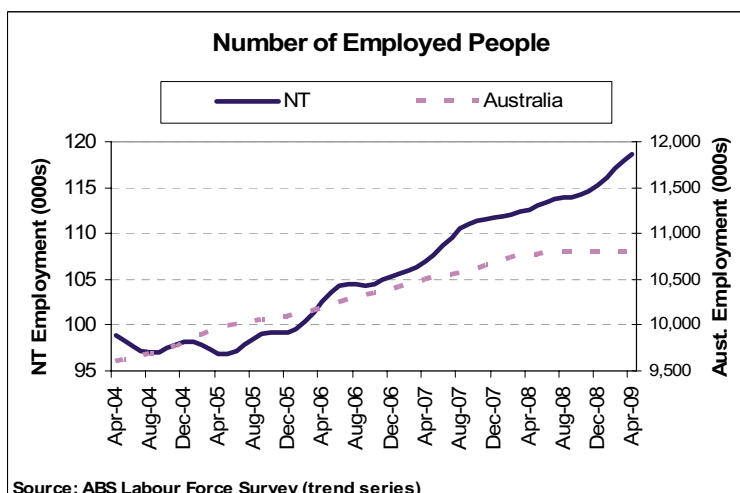
NORTHERN TERRITORY LABOUR MARKET REVIEW

April 2009

According to the ABS Labour Force Survey trend series for April 2009, the Northern Territory (NT) unemployment rate remained stable at 4.1 per cent. Note that the March unemployment rate has been revised up from 4.0 to 4.1 per cent. The unemployment rate has increased from a low of 3.0 per cent in July last year, but remains below the national rate which increased to 5.5 per cent in April. The NT participation rate increased to 74.9 per cent in April and is now close to record level for the NT. Growth in the number of people both employed and unemployed increased in April bringing the size of the NT labour force to over 123 000 people for the first time.

It is important to note that the NT labour force figures are highly volatile. Any interpretation of short term fluctuations is problematic due to the high standard errors relative to the size of the estimates. Rather, longer term trends should be considered and the current upswing in employment is hard to reconcile with the prevailing economic environment.

Growth in the NT's gross state product (GSP) is forecast to outpace national gross domestic product (GDP) growth in 2008-09 and 2009-10 (March Access Economics Business Outlook). However, GSP growth is forecast to weaken in 2010-11 and 2011-12, while nationally GDP strengthens. The February Sensis Business Index for small and medium enterprises indicates NT businesses experienced strong falls in trading conditions during the last three months to levels well below those enjoyed 12 months ago. However, business confidence for the year ahead is nearly four times the national average. The strong growth in the NT economy leveraged from the global resources boom has yet to wain significantly under the global financial crisis. Commercial and housing construction activity remains firm and retail spending continues to grow strongly. However, the commencement of major project, such as the Inpex Alpha liquefied natural gas project in planning, will be required for the NT economy to retain its strong positive momentum.



Employment Trends

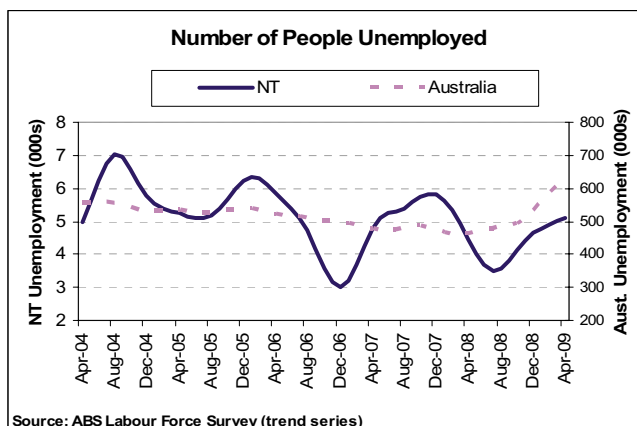
- In April there were 118 700 employed persons in the NT which is an increase for the month and growth of 5.4% for the year.
- Both male and female employment increased in April, to 64 300 and 54 400 respectively.
- National employment declined marginally to 10 790 600 in April is now just 0.3% higher than a year ago.

Note: The results presented here are taken from the trend series data (not the seasonally adjusted or original data) and trend estimates for the previous 6 months are revised each month incorporating the current results.

Disclaimer: This report may contain material of a speculative nature and therefore should be used with some caution. The Commonwealth, its officers or agents disclaim any responsibility for any loss howsoever caused whether due to negligence or otherwise arising from the use of this report.

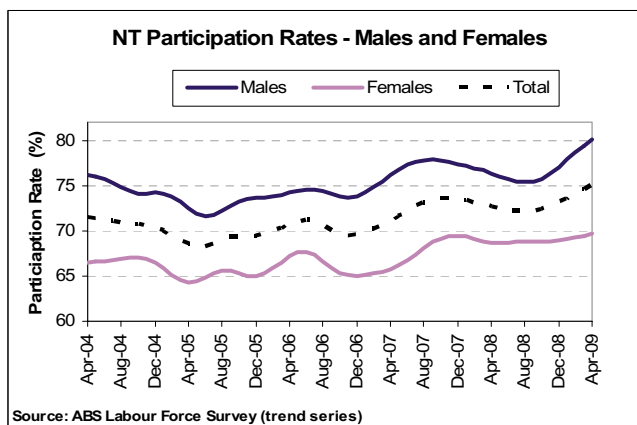
Unemployment Trends

- There were approximately 5100 unemployed persons in the NT in April.
- Male unemployment increased while female unemployment remained steady in April, at 3100 and 2000 people respectively.
- Nationally the number of unemployed people (at 630 800) increased in April and is 36% higher than 12 months ago.
- Nationally the labour force has grown by 1.7% over the past year, while the NT labour force has grown by 5.8%.



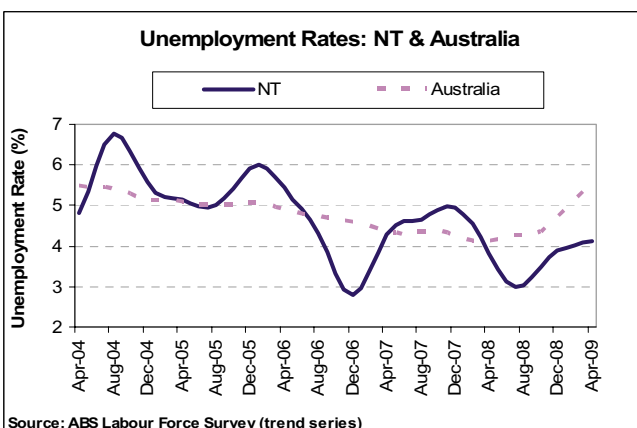
Participation Rate Trends

- The NT participation rate increased to 74.9% in April and is now 1.3 percentage points higher than a year ago.
- The male participation rate is 3.7 percentage points higher and the female participation rate is 1.0 percentage point higher than a year ago.
- The national participation rate increased marginally to 65.5% in April.



Unemployment Rate Trends

- The current trend unemployment rate for the NT is 4.1%, which is 0.3 percentage points higher than the same time last year.
- The male NT trend unemployment rate was estimated to be 4.7%, which is 0.7 percentage points higher than 12 months ago.
- The female rate was estimated to be 3.5%, which is 0.3 percent points lower than 12 months ago.
- Nationally the trend unemployment rate increased to 5.5% in April.



Full-time Employment

- Full-time employment in the NT increased to 97 200 people in April to a new record level.
- Full-time employment increased for both males and females in April (reaching 57 700 and 39 500 respectively).
- Nationally, full-time employment declined in April and is now 0.7% lower than 12 months ago.
- Full-time employment in the NT, at 81.9% in April, accounts for a greater proportion of total employment than nationally (70.9%).

