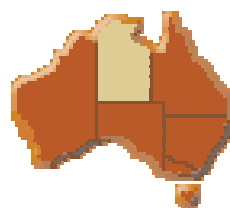




Australian Government  
Department of Employment and  
Workplace Relations

**NT  
LABOUR  
ECONOMICS  
OFFICE**



3rd Floor  
80 Mitchell St  
GPO Box 385  
Darwin NT 0801  
Tel: (08) 8936  
5008  
Fax: (08) 8936  
5020

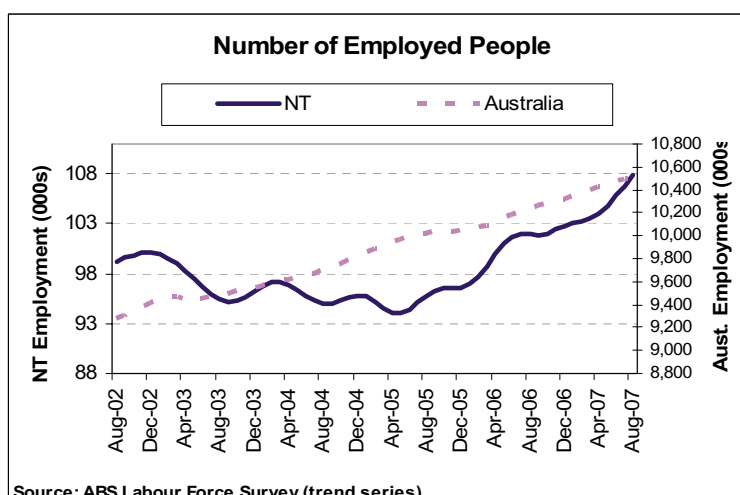
# NORTHERN TERRITORY LABOUR MARKET REVIEW

August 2007

According to the ABS Labour Force Survey trend series for August 2007, the Northern Territory (NT) unemployment rate remained stable with the previous month at 4.6 per cent. The Northern Territory rate is typically volatile and has increased from a low of 3.0 per cent in December last year and is currently above the national unemployment rate which remained at 4.3 per cent (the lowest rate since the ABS began the current trend series in 1978). The size of the NT labour force has grown strongly each month so far this year, with the labour force increasing to 113 100 in August. After a downward trend throughout the second half of last year the NT participation rate has increased each month so far this year and reached 73.0 per cent in August. The increase, combined with an increase in the civil population, has resulted in a labour force over 6600 people larger than in August last year.

It is important to note that the Northern Territory labour force figures are highly volatile. Any interpretation of short term fluctuations are problematic due to the high standard errors relative to the size of the estimates. Rather, longer term trends should be considered. Other economic indicators suggest a strong demand for labour and a market where skilled labour is in short supply.

The NT economy is currently strong and business investment, driven by the resources boom, has resulted in higher export earnings. Growth in NT's gross state product is forecast to outpace national GDP each year for the next 5 years (June Access Economics forecast). The August Sensis Business Index for small and medium enterprises shows high business confidence for the next 12 months and an employment growth indicator that's the highest in Australia. However the NT's mega-projects have been completed or are drawing to a close and although the economy currently has positive momentum, a new mega-project is needed to prevent a downturn.



## Employment Trends

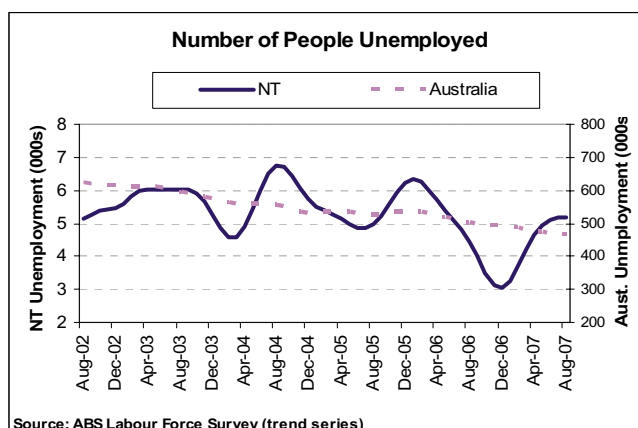
- In August there were 107 800 employed persons in the NT, an increase of 5.8% from the previous year and an increase over July to a new record level of employment.
- Male employment increased to 59 800 and female employment increased to 48 000 in August.
- Nationally there were 10 502 100 people employed, an increase of 2.6% since August last year and growth over July.

Note: The results presented here are taken from the trend series data (not the seasonally adjusted or original data) and trend estimates for the previous 6 months are revised each month incorporating the current results.

Disclaimer: This report June contain material of a speculative nature and therefore should be used with some caution. The Commonwealth, its officers or agents disclaim any responsibility for any loss howsoever caused whether due to negligence or otherwise arising from the use of this report.

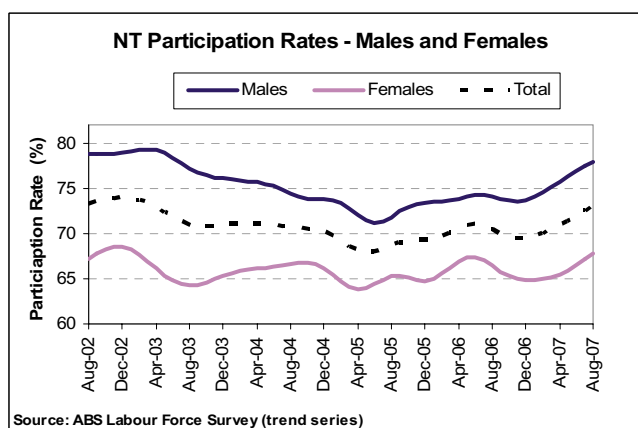
### Unemployment Trends

- There were approximately 5200 unemployed persons in the NT in August.
- Male unemployment decreased to 3100 in August, while female unemployment increased to 2100.
- Nationally the number of unemployed people (at 467 100) decreased 0.3% over the month.
- Nationally the labour force has grown by 2.2% over the past year, while the number of people unemployed has dropped 7.1% over the same period.



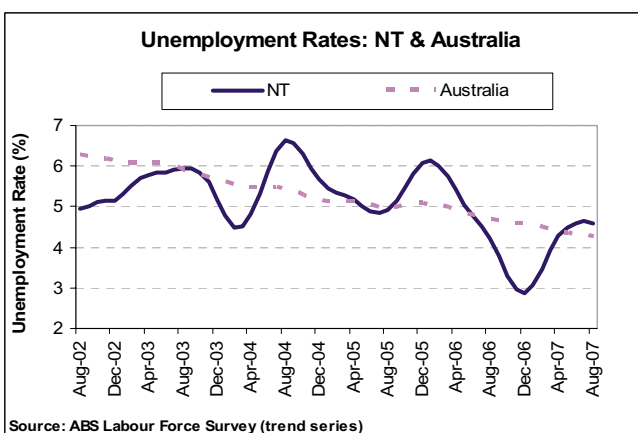
### Participation Rate Trends – NT and Australia

- The NT participation rate increased to 73.0% in August surpassing the peak level achieved last year.
- The male participation rate has increased by 3.7 percentage points, while female participation rate has increased by 1.3 percentage points over the past year.
- The national participation rate remained steady in August at 65.0%.



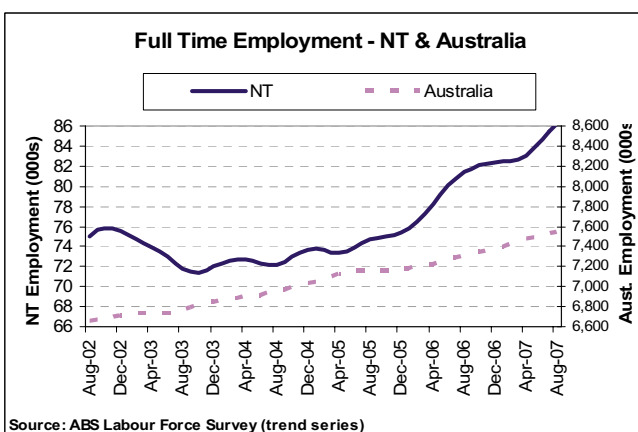
### Unemployment Rate Trends – NT and Australia

- The current trend unemployment rate for the NT is 4.6%, which is 0.4 percentage points higher than the same time last year.
- The male NT trend unemployment rate was estimated to be 5.0%, which is 0.1 percentage points lower than 12 months ago.
- The female rate was estimated to be 4.1%, which is 1.0 percent points higher than 12 months ago.
- Nationally the trend unemployment rate remained stable at 4.3% in August.



### Full Time Employment

- There were an estimated 86 300 people in full-time employment in the NT in August, which gives 6.1% growth over the year to a new record level.
- Full-time employment for males increased to 51 700.
- Full-time employment for females increased to 34 600.
- Nationally, full-time employment grew by 10 300 jobs for the month and by 3.1% over the past 12 months.
- Full-time employment in the NT, at 80.1% in August, accounts for a greater proportion of total employment than nationally (71.7%).



Note: The results presented here are taken from the trend series data (not the seasonally adjusted or original data) and trend estimates for the previous 6 months are revised each month incorporating the current results.

Disclaimer: This report June contain material of a speculative nature and therefore should be used with some caution. The Commonwealth, its officers or agents disclaim any responsibility for any loss howsoever caused whether due to negligence or otherwise arising from the use of this report.